

MEDICAL PRACTICE REPORT

Filter Definition

Filter	Choice(s)
Site	Virginia Pediatric Group- Fairfax(Site:1) Virginia Pediatric Group- Herndon(Site:2) Virginia Pediatric Group- Great Fal(Site:3)
Visit Date	From 09/01/2014 To 02/28/2015

Benchmarking Definition











Benchmarking Period	08/01/2014 To 01/31/2015
Distribution	Site


CAHPS Options


CMS View applied

MEDICAL PRACTICE REPORT

CAHPS Summary Information - Site: Virginia Pediatric Group- Fairfax






Global DOMAIN	Question	n	%	All Sites N = 14854	% Top Box
Global Rating Item	Overall Doctor Rating 0-10				'9-10'
		0	0	0.3	 71.5
		1	0.4	0.2	 83.7
		2	0.4	0.3	
		3	0.4	0.4	
		4	1.9	0.4	
		5	1.1	1.2	
		6	2.1	1.0	
		7	6.8	3.0	
		8	15.4	9.5	
		9-10	338	71.5	
	Total	473		83.7	
				Top Box	
				%ile rank	9
Global Rating Item	Recommend this provider office				'Yes, definitely'
	No	21	4.5	2.3	 81.3
	Yes, somewhat	67	14.2	7.7	 90.0
	Yes, definitely	383	81.3	90.0	
	Total	471			
				Top Box	
				%ile rank	9
OFFICE STAFF QUALITY					'Yes definitely'
	No		2.3	1.0	 81.2
	Yes somewhat		16.5	7.3	 91.6
	Yes definitely		81.2	91.6	
				Top Box	
				%ile rank	6
	Clerks/receptionists helpful				'Yes, definitely'
	No	15	3.2	1.4	 75.5
	Yes, somewhat	101	21.3	9.1	 89.5
	Yes, definitely	358	75.5	89.5	
	Total	474			
				Top Box	
				%ile rank	4
	Clerks treat with courtesy/respect				'Yes, definitely'
	No	7	1.5	0.6	 86.9
	Yes, somewhat	55	11.6	5.6	 93.7
	Yes, definitely	412	86.9	93.7	
	Total	474			
				Top Box	
				%ile rank	9
Screening Item	Appt for routine care				
	Yes	244	51.5	70.5	
	No	230	48.5	29.5	
	Total	474			


 Your Top Box percentage


 National Sites

MEDICAL PRACTICE REPORT

CAHPS Summary Information - Site: Virginia Pediatric Group- Fairfax











Global DOMAIN Question	n	%	All Sites N = 14854	% Top Box
Routine appt/chk-up soon as needed	No	19	7.8	'Yes' 
	Yes	226	92.2	
	Total	245		
			Top Box	
			%ile rank	16
Phn after offc hrs answr same day	Never	7	11.5	'Always' 
	Sometimes	3	4.9	
	Usually	14	23.0	
	Always	37	60.7	
	Total	61		
			Top Box	
			%ile rank	28
See provider w/n 15 min this visit	No	177	37.4	'Yes' 
	Yes	296	62.6	
	Total	473		
			Top Box	
			%ile rank	14
Office follow-up w test results	Never	9	7.8	'Always' 
	Sometimes	11	9.5	
	Usually	17	14.7	
	Always	79	68.1	
	Total	116		
			Top Box	
			%ile rank	35
Provider have medical records	No	23	4.9	'Yes' 
	Yes	443	95.1	
	Total	466		
			Top Box	
			%ile rank	50


 Your Top Box percentage


 National Sites

MEDICAL PRACTICE REPORT

CAHPS Summary Information - Site: Virginia Pediatric Group- Great Fal











Global DOMAIN	Question	n	%	All Sites N = 14854	% Top Box
Global Rating Item	Overall Doctor Rating 0-10				'9-10'
		0	0	0.3	 70.0
		1	0	0.2	 83.7
		2	0	0.3	
		3	1	0.4	
		4	0	0.4	
		5	2	1.2	
		6	2	1.0	
		7	3	3.0	
		8	7	9.5	
	9-10	35	70.0	83.7	
	Total	50			
				Top Box	
				%ile rank	7
Global Rating Item	Recommend this provider office				'Yes, definitely'
	No	1	2.0	2.3	 76.0
	Yes, somewhat	11	22.0	7.7	 90.0
	Yes, definitely	38	76.0	90.0	
	Total	50			
				Top Box	
				%ile rank	4
OFFICE STAFF QUALITY					
	No	0	0	1.0	'Yes definitely'
	Yes somewhat	11	11.0	7.3	 89.0
	Yes definitely	39	89.0	91.6	 91.6
				Top Box	
				%ile rank	24
Clerks/receptionists helpful	No	0	0	1.4	'Yes, definitely'
	Yes, somewhat	6	12.0	9.1	 88.0
	Yes, definitely	44	88.0	89.5	 89.5
	Total	50			
				Top Box	
				%ile rank	32
Clerks treat with courtesy/respect	No	0	0	0.6	'Yes, definitely'
	Yes, somewhat	5	10.0	5.6	 90.0
	Yes, definitely	45	90.0	93.7	 93.7
	Total	50			
				Top Box	
				%ile rank	17
Screening Item					
Appt for routine care	Yes	25	50.0	70.5	
	No	25	50.0	29.5	
	Total	50			


 Your Top Box percentage


 National Sites

MEDICAL PRACTICE REPORT

CAHPS Summary Information - Site: Virginia Pediatric Group- Great Fal











Global DOMAIN Question	n	%	All Sites N = 14854	% Top Box
Routine appt/chk-up soon as needed				'Yes'
No	1	4.0	4.1	
Yes	24	96.0	95.9	
Total	25			
			Top Box	
			%ile rank	41
Phn after offc hrs answr same day				'Always'
Never	0	0	7.3	
Sometimes	0	0	7.8	
Usually	0	0	16.3	
Always	4	100	68.6	
Total	4			
			Top Box	
			%ile rank	99
See provider w/n 15 min this visit				'Yes'
No	6	12.0	21.4	
Yes	44	88.0	78.6	
Total	50			
			Top Box	
			%ile rank	69
Office follow-up w test results				'Always'
Never	0	0	11.7	
Sometimes	0	0	4.9	
Usually	1	11.1	11.4	
Always	8	88.9	72.0	
Total	9			
			Top Box	
			%ile rank	91
Provider have medical records				'Yes'
No	7	14.9	7.0	
Yes	40	85.1	93.0	
Total	47			
			Top Box	
			%ile rank	11


 Your Top Box percentage


 National Sites

MEDICAL PRACTICE REPORT

CAHPS Summary Information - Site: Virginia Pediatric Group- Herndon











Global DOMAIN	Question	n	%	All Sites N = 14854	% Top Box
Global Rating Item	Overall Doctor Rating 0-10				'9-10'
		0	0	0.3	 72.4
		1	0	0.2	 83.7
		2	0.7	0.3	
		3	0	0.4	
		4	1.8	0.4	
		5	2.5	1.2	
		6	1.8	1.0	
		7	3.6	3.0	
		8	17.2	9.5	
		9-10	72.4	83.7	
	Total	279			
				Top Box	
				%ile rank	9
Global Rating Item	Recommend this provider office				'Yes, definitely'
	No	9	3.2	2.3	 86.3
	Yes, somewhat	29	10.4	7.7	 90.0
	Yes, definitely	240	86.3	90.0	
	Total	278			
				Top Box	
				%ile rank	21
OFFICE STAFF QUALITY					'Yes definitely'
	No		1.8	1.0	 86.4
	Yes somewhat		11.8	7.3	 91.6
	Yes definitely		86.4	91.6	
				Top Box	
				%ile rank	15
	Clerks/receptionists helpful				'Yes, definitely'
	No	6	2.2	1.4	 84.2
	Yes, somewhat	38	13.6	9.1	 89.5
	Yes, definitely	235	84.2	89.5	
	Total	279			
				Top Box	
				%ile rank	18
	Clerks treat with courtesy/respect				'Yes, definitely'
	No	4	1.4	0.6	 88.5
	Yes, somewhat	28	10.0	5.6	 93.7
	Yes, definitely	247	88.5	93.7	
	Total	279			
				Top Box	
				%ile rank	12
Screening Item	Appt for routine care				
	Yes	140	50.5	70.5	
	No	137	49.5	29.5	
	Total	277			


 Your Top Box percentage


 National Sites

MEDICAL PRACTICE REPORT

CAHPS Summary Information - Site: Virginia Pediatric Group- Herndon











Global DOMAIN Question	n	%	All Sites N = 14854	% Top Box
Routine appt/chk-up soon as needed				'Yes'
No	7	5.0	4.1	
Yes	134	95.0	95.9	
Total	141			
			Top Box	
			%ile rank	32
Phn after offc hrs answr same day				'Always'
Never	2	6.1	7.3	
Sometimes	1	3.0	7.8	
Usually	3	9.1	16.3	
Always	27	81.8	68.6	
Total	33			
			Top Box	
			%ile rank	81
See provider w/n 15 min this visit				'Yes'
No	65	23.4	21.4	
Yes	213	76.6	78.6	
Total	278			
			Top Box	
			%ile rank	36
Office follow-up w test results				'Always'
Never	6	10.2	11.7	
Sometimes	5	8.5	4.9	
Usually	9	15.3	11.4	
Always	39	66.1	72.0	
Total	59			
			Top Box	
			%ile rank	30
Provider have medical records				'Yes'
No	19	7.0	7.0	
Yes	253	93.0	93.0	
Total	272			
			Top Box	
			%ile rank	36


 Your Top Box percentage


 National Sites

MEDICAL PRACTICE REPORT

CAHPS Summary Information - Site: Total











Global DOMAIN	Question	n	%	All Sites N = 14854	% Top Box
Global Rating Item	Overall Doctor Rating 0-10				'9-10'
		0	0	0.3	 71.7
		1	0.2	0.2	 83.7
		2	0.5	0.3	
		3	0.4	0.4	
		4	1.7	0.4	
		5	1.7	1.2	
		6	2.1	1.0	
		7	5.6	3.0	
		8	16.0	9.5	
		9-10	71.7	83.7	
	Total	802			
				Top Box	
				%ile rank	9
Global Rating Item	Recommend this provider office				'Yes, definitely'
	No	31	3.9	2.3	 82.7
	Yes, somewhat	107	13.4	7.7	 90.0
	Yes, definitely	661	82.7	90.0	
	Total	799			
				Top Box	
				%ile rank	12
OFFICE STAFF QUALITY					'Yes definitely'
	No		2.0	1.0	 83.5
	Yes somewhat		14.5	7.3	 91.6
	Yes definitely		83.5	91.6	
				Top Box	
				%ile rank	9
	Clerks/receptionists helpful				'Yes, definitely'
	No	21	2.6	1.4	 79.3
	Yes, somewhat	145	18.1	9.1	 89.5
	Yes, definitely	637	79.3	89.5	
	Total	803			
				Top Box	
				%ile rank	8
	Clerks treat with courtesy/respect				'Yes, definitely'
	No	11	1.4	0.6	 87.7
	Yes, somewhat	88	11.0	5.6	 93.7
	Yes, definitely	704	87.7	93.7	
	Total	803			
				Top Box	
				%ile rank	11
Screening Item	Appt for routine care				
	Yes	409	51.1	70.5	
	No	392	48.9	29.5	
	Total	801			


 Your Top Box percentage


 National Sites

MEDICAL PRACTICE REPORT

CAHPS Summary Information - Site: Total

Global DOMAIN Question	n	%	All Sites N = 14854	% Top Box
Routine appt/chk-up soon as needed				'Yes'
No	27	6.6	4.1	 93.4
Yes	384	93.4	95.9	 95.9
Total	411			
			Top Box	
			%ile rank	22
Phn after offc hrs answr same day				'Always'
Never	9	9.2	7.3	 69.4
Sometimes	4	4.1	7.8	 68.6
Usually	17	17.3	16.3	
Always	68	69.4	68.6	
Total	98			
			Top Box	
			%ile rank	50
See provider w/n 15 min this visit				'Yes'
No	248	31.0	21.4	 69.0
Yes	553	69.0	78.6	 78.6
Total	801			
			Top Box	
			%ile rank	22
Office follow-up w test results				'Always'
Never	15	8.2	11.7	 68.5
Sometimes	16	8.7	4.9	 72.0
Usually	27	14.7	11.4	
Always	126	68.5	72.0	
Total	184			
			Top Box	
			%ile rank	36
Provider have medical records				'Yes'
No	49	6.2	7.0	 93.8
Yes	736	93.8	93.0	 93.0
Total	785			
			Top Box	
			%ile rank	41

 Your Top Box percentage

 National Sites

MEDICAL PRACTICE COMMENT REPORT

Overall Section Comments Open-ended

Site: Virginia Pediatric Group- Fairfax

Positive

883492070

Dr. Samuel Weinstein is the best pediatrician I've known! We love the way he takes his time and care for our baby during check ups and sick visits. Thank you Dr. Weinstein!

Negative

865037578

My daughter is 15. I know that in the next few years I will need to take her to a GP rather than a pediatric practice. (We love Dr. Baugh & hate to say goodbye!) But until we DO go it would be nice to have Margaret spoken to like a teenager rather than a toddler. She was somewhat nonplussed at being asked to "go pee pee."

Mixed

869352980

we did not like how race focused/obsessed this survey is. Why? we'd like to know if possible. Overall we appreciate the care Carolyn received. thanks.

MEDICAL PRACTICE REPORT

Filter Definition

Filter	Choice(s)
Visit Date	From 09/01/2014 To 02/28/2015
Provider ID	Bach, Noelle E Baugh, James R Bekenstein, William L Eickhoff, Shannon E Huynh, Sandy L Jain, Ranjana Kasloff, Ilene Kaul, Reena S Libby, Russell C O'Hara, Karen Weinstein, Samuel Yun, Michelle M

Benchmarking Definition

Benchmarking Period	08/01/2014 To 01/31/2015
Distribution	Site

CAHPS Options

CMS View applied

MEDICAL PRACTICE REPORT

CAHPS Summary Information - Provider ID: Bach, Noelle E

Global DOMAIN Question	n	%	All Sites N = 14854	% Top Box
Global Rating Item Overall Doctor Rating 0-10				'9-10'
	0	0	0.3	67.4
	1	0	0.2	83.7
	2	0	0.3	
	3	0	0.4	
	4	2.3	0.4	
	5	0	1.2	
	6	0	1.0	
	7	9.3	3.0	
	8	20.9	9.5	
	9-10	67.4	83.7	
	Total	43		
			Top Box	
			%ile rank	5
Global Rating Item Recommend this provider office				'Yes, definitely'
No	2	4.7	2.3	86.0
Yes, somewhat	4	9.3	7.7	90.0
Yes, definitely	37	86.0	90.0	
Total	43			
			Top Box	
			%ile rank	20
PHYSICIAN COMM QUALITY				'Yes definitely'
No		1.2	1.3	84.2
Yes somewhat		14.6	6.7	92.0
Yes definitely		84.2	92.0	
			Top Box	
			%ile rank	7
Provider expl in way you understand				'Yes, definitely'
No	0	0	0.9	86.0
Yes, somewhat	6	14.0	6.2	93.0
Yes, definitely	37	86.0	93.0	
Total	43			
			Top Box	
			%ile rank	9
Provider listen carefully to you				'Yes, definitely'
No	0	0	1.0	90.7
Yes, somewhat	4	9.3	5.2	93.8
Yes, definitely	39	90.7	93.8	
Total	43			
			Top Box	
			%ile rank	19
Screening Item Talk with provider re prob/concern				
Yes	38	88.4	87.6	
No	5	11.6	12.4	
Total	43			

Your Top Box percentage

National Sites

MEDICAL PRACTICE REPORT

CAHPS Summary Information - Provider ID: Bach, Noelle E

Global DOMAIN Question	n	%	All Sites N = 14854	% Top Box
Give easy to understand instruction	No	0	1.2	'Yes, definitely' 86.8 91.8
	Yes, somewhat	5	7.0	
	Yes, definitely	33	86.8	
	Total	38	91.8	
	Top Box			
Know important info medical history	No	3	2.5	'Yes, definitely' 67.4 86.3
	Yes, somewhat	11	11.2	
	Yes, definitely	29	67.4	
	Total	43	86.3	
	Top Box			
Show respect for what you say	No	0	0.9	'Yes, definitely' 93.0 95.1
	Yes, somewhat	3	4.0	
	Yes, definitely	40	93.0	
	Total	43	95.1	
	Top Box			
Spend enough time with you	No	0	1.5	'Yes, definitely' 81.4 92.0
	Yes, somewhat	8	6.5	
	Yes, definitely	35	81.4	
	Total	43	92.0	
	Top Box			
See provider w/n 15 min this visit	No	14	21.4	'Yes' 67.4 78.6
	Yes	29	78.6	
	Total	43	78.6	
	Top Box			
Office follow-up w test results	Never	2	11.7	'Always' 75.0 72.0
	Sometimes	0	4.9	
	Usually	1	11.4	
	Always	9	72.0	
	Total	12	72.0	
	Top Box			
Provider have medical records	No	1	7.0	'Yes' 97.6 93.0
	Yes	41	93.0	
	Total	42	93.0	
	Top Box			

Your Top Box percentage

National Sites

MEDICAL PRACTICE REPORT

CAHPS Summary Information - Provider ID: Bach, Noelle E











Global DOMAIN Question	n	%	All Sites N = 14854	% Top Box
Health team ask about Rx meds				'Always'
Never	0	0	9.6	64.3
Sometimes	4	28.6	15.4	53.5
Usually	1	7.1	21.6	
Always	9	64.3	53.5	
Total	14			
			Top Box	
			%ile rank	84


Your Top Box percentage


National Sites

MEDICAL PRACTICE REPORT

CAHPS Summary Information - Provider ID: Baugh, James R

Global DOMAIN	Question	n	%	All Sites N = 14854	% Top Box	
Global Rating Item	Overall Doctor Rating 0-10				'9-10'	
		0	0	0.3		
		1	0	0.2		
		2	0	0.3		
		3	0	0.4		
		4	0	0.4		
		5	0	1.2		
		6	1	1.6	1.0	
		7	1	1.6	3.0	
		8	5	8.1	9.5	
	9-10	55	88.7	83.7		
	Total	62				
				Top Box		
				%ile rank	71	
Global Rating Item	Recommend this provider office				'Yes, definitely'	
	No	1	1.6	2.3		
	Yes, somewhat	5	8.1	7.7		
	Yes, definitely	56	90.3	90.0		
	Total	62				
				Top Box		
				%ile rank	42	
PHYSICIAN COMM QUALITY						
	No		0.8	1.3	'Yes definitely'	
	Yes somewhat		6.5	6.7		
	Yes definitely		92.7	92.0		
				Top Box		
				%ile rank	47	
Global Rating Item	Provider expl in way you understand				'Yes, definitely'	
	No	0	0	0.9		
	Yes, somewhat	1	1.6	6.2		
	Yes, definitely	60	98.4	93.0		
	Total	61				
				Top Box		
				%ile rank	91	
Global Rating Item	Provider listen carefully to you				'Yes, definitely'	
	No	1	1.6	1.0		
	Yes, somewhat	4	6.5	5.2		
	Yes, definitely	57	91.9	93.8		
	Total	62				
				Top Box		
				%ile rank	25	
Screening Item						
Talk with provider re prob/concern						
	Yes	58	93.5	87.6		
	No	4	6.5	12.4		
	Total	62				

 Your Top Box percentage

 National Sites

MEDICAL PRACTICE REPORT

CAHPS Summary Information - Provider ID: Baugh, James R



Global DOMAIN Question	n	%	All Sites N = 14854	% Top Box	
Give easy to understand instruction	No	0	1.2	'Yes, definitely' 	
	Yes, somewhat	2	7.0		
	Yes, definitely	56	96.6		
	Total	58	91.8		
	Top Box				%ile rank 84
Know important info medical history	No	1	2.5	'Yes, definitely' 	
	Yes, somewhat	9	11.2		
	Yes, definitely	51	86.3		
	Total	61	86.3		
	Top Box				%ile rank 30
Show respect for what you say	No	0	0.9	'Yes, definitely' 	
	Yes, somewhat	3	4.0		
	Yes, definitely	59	95.2		
	Total	62	95.2		
	Top Box				%ile rank 40
Spend enough time with you	No	1	1.5	'Yes, definitely' 	
	Yes, somewhat	5	6.5		
	Yes, definitely	56	92.0		
	Total	62	92.0		
	Top Box				%ile rank 29
See provider w/n 15 min this visit	No	19	21.4	'Yes' 	
	Yes	43	78.6		
	Total	62	78.6		
	Top Box				%ile rank 23
	Office follow-up w test results	Never	1		11.7
Sometimes		1	4.9		
Usually		3	11.4		
Always		8	72.0		
Total		13	72.0		
Top Box			%ile rank 21		
Provider have medical records	No	2	7.0	'Yes' 	
	Yes	60	93.0		
	Total	62	93.0		
	Top Box				%ile rank 64


Your Top Box percentage


National Sites

MEDICAL PRACTICE REPORT

CAHPS Summary Information - Provider ID: Baugh, James R











Global DOMAIN Question	n	%	All Sites N = 14854	% Top Box
Health team ask about Rx meds				'Always'
Never	2	11.8	9.6	 52.9
Sometimes	2	11.8	15.4	
Usually	4	23.5	21.6	 53.5
Always	9	52.9	53.5	
Total	17			
			Top Box	
			%ile rank	46


 Your Top Box percentage


 National Sites

MEDICAL PRACTICE REPORT

CAHPS Summary Information - Provider ID: Bekenstein, William L

Global DOMAIN	Question	n	%	All Sites N = 14854	% Top Box	
Global Rating Item	Overall Doctor Rating 0-10				'9-10'	
		0	0	0.3		
		1	0	0.2		
		2	0	0.3		
		3	0	0.4		
		4	1	9.1	0.4	
		5	0	0	1.2	
		6	1	9.1	1.0	
		7	0	0	3.0	
		8	0	0	9.5	
		9-10	9	81.8	83.7	
	Total	11				
				Top Box		
				%ile rank	33	
Global Rating Item	Recommend this provider office				'Yes, definitely'	
	No	0	0	2.3		
	Yes, somewhat	2	18.2	7.7		
	Yes, definitely	9	81.8	90.0		
	Total	11				
				Top Box		
				%ile rank	10	
PHYSICIAN COMM QUALITY						
	No		4.5	1.3	'Yes definitely'	
	Yes somewhat		10.8	6.7		
	Yes definitely		84.7	92.0		
				Top Box		
				%ile rank	7	
Provider expl in way you understand	No	0	0	0.9	'Yes, definitely'	
	Yes, somewhat	1	9.1	6.2		
	Yes, definitely	10	90.9	93.0		
	Total	11				
					Top Box	
				%ile rank	24	
Provider listen carefully to you	No	1	9.1	1.0	'Yes, definitely'	
	Yes, somewhat	0	0	5.2		
	Yes, definitely	10	90.9	93.8		
	Total	11				
					Top Box	
				%ile rank	19	
Screening Item						
Talk with provider re prob/concern	Yes	11	100	87.6		
	No	0	0	12.4		
	Total	11				

 Your Top Box percentage

 National Sites

MEDICAL PRACTICE REPORT

CAHPS Summary Information - Provider ID: Bekenstein, William L

Global DOMAIN Question	n	%	All Sites N = 14854	% Top Box	
Give easy to understand instruction	No	0	1.2	'Yes, definitely' 81.8 91.8	
	Yes, somewhat	2	7.0		
	Yes, definitely	9	91.8		
	Total	11			
	Top Box				%ile rank 5
Know important info medical history	No	1	2.5	'Yes, definitely' 63.6 86.3	
	Yes, somewhat	3	11.2		
	Yes, definitely	7	86.3		
	Total	11			
	Top Box				%ile rank 1
Show respect for what you say	No	0	0.9	'Yes, definitely' 90.0 95.1	
	Yes, somewhat	1	4.0		
	Yes, definitely	9	95.1		
	Total	10			
	Top Box				%ile rank 9
Spend enough time with you	No	1	1.5	'Yes, definitely' 90.9 92.0	
	Yes, somewhat	0	6.5		
	Yes, definitely	10	92.0		
	Total	11			
	Top Box				%ile rank 32
See provider w/n 15 min this visit	No	0	21.4	'Yes' 100 78.6	
	Yes	11	78.6		
	Total	11			
	Top Box				%ile rank 99
	Office follow-up w test results	Never	0		11.7
Sometimes		0	4.9		
Usually		0	11.4		
Always		2	72.0		
Total		2			
Top Box			%ile rank 99		
Provider have medical records	No	0	7.0	'Yes' 100 93.0	
	Yes	11	93.0		
	Total	11			
	Top Box				%ile rank 99

Your Top Box percentage

National Sites

MEDICAL PRACTICE REPORT

CAHPS Summary Information - Provider ID: Bekenstein, William L











Global DOMAIN Question	n	%	All Sites N = 14854	% Top Box
Health team ask about Rx meds				'Always'
Never	1	33.3	9.6	66.7
Sometimes	0	0	15.4	53.5
Usually	0	0	21.6	
Always	2	66.7	53.5	
Total	3			
			Top Box	
			%ile rank	89


Your Top Box percentage


National Sites

MEDICAL PRACTICE REPORT

CAHPS Summary Information - Provider ID: Eickhoff, Shannon E

Global DOMAIN Question	n	%	All Sites N = 14854	% Top Box
Global Rating Item Overall Doctor Rating 0-10				'9-10'
	0	0	0.3	
	1	0	0.2	
	2	0	0.3	
	3	0	0.4	
	4	0	0.4	
	5	0	1.2	
	6	0	1.0	
	7	15.4	3.0	
	8	7.7	9.5	
	9-10	76.9	83.7	
	Total	13		
			Top Box	
			%ile rank	17
Global Rating Item Recommend this provider office				'Yes, definitely'
No	0	0	2.3	
Yes, somewhat	3	23.1	7.7	
Yes, definitely	10	76.9	90.0	
Total	13			
			Top Box	
			%ile rank	5
PHYSICIAN COMM QUALITY				'Yes definitely'
No		2.6	1.3	
Yes somewhat		2.6	6.7	
Yes definitely		94.9	92.0	
			Top Box	
			%ile rank	72
Provider expl in way you understand				'Yes, definitely'
No	0	0	0.9	
Yes, somewhat	0	0	6.2	
Yes, definitely	13	100	93.0	
Total	13			
			Top Box	
			%ile rank	99
Provider listen carefully to you				'Yes, definitely'
No	0	0	1.0	
Yes, somewhat	0	0	5.2	
Yes, definitely	13	100	93.8	
Total	13			
			Top Box	
			%ile rank	99
Screening Item Talk with provider re prob/concern				
Yes	13	100	87.6	
No	0	0	12.4	
Total	13			

 Your Top Box percentage

 National Sites

MEDICAL PRACTICE REPORT

CAHPS Summary Information - Provider ID: Eickhoff, Shannon E

Global DOMAIN Question	n	%	All Sites N = 14854	% Top Box	
Give easy to understand instruction	No	0	1.2	'Yes, definitely' 	
	Yes, somewhat	0	7.0		
	Yes, definitely	13	91.8		
	Total	13			
	Top Box				99
Know important info medical history	No	2	2.5	'Yes, definitely' 	
	Yes, somewhat	1	11.2		
	Yes, definitely	10	86.3		
	Total	13			
	Top Box				10
Show respect for what you say	No	0	0.9	'Yes, definitely' 	
	Yes, somewhat	0	4.0		
	Yes, definitely	13	95.1		
	Total	13			
	Top Box				99
Spend enough time with you	No	0	1.5	'Yes, definitely' 	
	Yes, somewhat	1	6.5		
	Yes, definitely	12	92.0		
	Total	13			
	Top Box				42
See provider w/n 15 min this visit	No	2	21.4	'Yes' 	
	Yes	10	78.6		
	Total	12			
	Top Box				55
	Office follow-up w test results	Never	0		11.7
Sometimes		0	4.9		
Usually		0	11.4		
Always		2	72.0		
Total		2			
Top Box			99		
Provider have medical records	No	2	7.0	'Yes' 	
	Yes	11	93.0		
	Total	13			
	Top Box				11

Your Top Box percentage

National Sites

MEDICAL PRACTICE REPORT

CAHPS Summary Information - Provider ID: Eickhoff, Shannon E











Global DOMAIN Question	n	%	All Sites N = 14854	% Top Box
Health team ask about Rx meds				'Always'
Never	0	0	9.6	0
Sometimes	2	66.7	15.4	53.5
Usually	1	33.3	21.6	
Always	0	0	53.5	
Total	3			
			Top Box	
			%ile rank	1


Your Top Box percentage


National Sites

MEDICAL PRACTICE REPORT

CAHPS Summary Information - Provider ID: Huynh, Sandy L

Global DOMAIN	Question	n	%	All Sites N = 14854	% Top Box
Global Rating Item	Overall Doctor Rating 0-10				'9-10'
		0	0	0.3	 55.3
		1	0	0.2	 83.7
		2	0	0.3	
		3	2.1	0.4	
		4	4.3	0.4	
		5	4.3	1.2	
		6	2.1	1.0	
		7	10.6	3.0	
		8	21.3	9.5	
		9-10	26	83.7	
	Total	47			
				Top Box	
				%ile rank	1
Global Rating Item	Recommend this provider office				'Yes, definitely'
	No	3	6.4	2.3	 78.7
	Yes, somewhat	7	14.9	7.7	 90.0
	Yes, definitely	37	78.7	90.0	
	Total	47			
				Top Box	
				%ile rank	7
PHYSICIAN COMM QUALITY					'Yes definitely'
	No		2.5	1.3	 84.1
	Yes somewhat		13.4	6.7	 92.0
	Yes definitely		84.1	92.0	
				Top Box	
				%ile rank	6
	Provider expl in way you understand				'Yes, definitely'
	No	0	0	0.9	 89.4
	Yes, somewhat	5	10.6	6.2	 93.0
	Yes, definitely	42	89.4	93.0	
	Total	47			
				Top Box	
				%ile rank	18
	Provider listen carefully to you				'Yes, definitely'
	No	2	4.3	1.0	 91.5
	Yes, somewhat	2	4.3	5.2	 93.8
	Yes, definitely	43	91.5	93.8	
	Total	47			
				Top Box	
				%ile rank	23
Screening Item	Talk with provider re prob/concern				
	Yes	43	91.5	87.6	
	No	4	8.5	12.4	
	Total	47			


 Your Top Box percentage


 National Sites

MEDICAL PRACTICE REPORT

CAHPS Summary Information - Provider ID: Huynh, Sandy L

Global DOMAIN Question	n	%	All Sites N = 14854	% Top Box
Give easy to understand instruction	No	0	1.2	'Yes, definitely' 81.4
	Yes, somewhat	8	7.0	
	Yes, definitely	35	81.4	91.8
	Total	43	91.8	
	Top Box			%ile rank 5
Know important info medical history	No	3	2.5	'Yes, definitely' 66.0
	Yes, somewhat	13	11.2	
	Yes, definitely	31	86.3	86.3
	Total	47	86.3	
	Top Box			%ile rank 2
Show respect for what you say	No	0	0.9	'Yes, definitely' 91.5
	Yes, somewhat	4	4.0	
	Yes, definitely	43	91.5	95.1
	Total	47	95.1	
	Top Box			%ile rank 14
Spend enough time with you	No	2	1.5	'Yes, definitely' 84.8
	Yes, somewhat	5	6.5	
	Yes, definitely	39	92.0	92.0
	Total	46	92.0	
	Top Box			%ile rank 10
See provider w/n 15 min this visit	No	10	21.4	'Yes' 78.7
	Yes	37	78.6	
	Total	47	78.6	78.6
	Top Box			%ile rank 41
Office follow-up w test results	Never	1	11.7	'Always' 57.1
	Sometimes	2	4.9	
	Usually	0	11.4	72.0
	Always	4	72.0	
	Total	7	72.0	
	Top Box			%ile rank 13
Provider have medical records	No	2	7.0	'Yes' 95.7
	Yes	44	93.0	
	Total	46	93.0	93.0
	Top Box			%ile rank 54

 Your Top Box percentage

 National Sites

MEDICAL PRACTICE REPORT

CAHPS Summary Information - Provider ID: Huynh, Sandy L






Global DOMAIN Question	n	%	All Sites N = 14854	% Top Box
Health team ask about Rx meds				'Always'
Never	5	21.7	9.6	26.1
Sometimes	6	26.1	15.4	
Usually	6	26.1	21.6	
Always	6	26.1	53.5	
Total	23			
			Top Box	
			%ile rank	1


Your Top Box percentage


National Sites

MEDICAL PRACTICE REPORT

CAHPS Summary Information - Provider ID: Jain, Ranjana

Global DOMAIN Question	n	%	All Sites N = 14854	% Top Box
Global Rating Item Overall Doctor Rating 0-10				'9-10'
	0	0	0.3	
	1	0	0.2	
	2	0	0.3	
	3	0	0.4	
	4	0	0.4	
	5	0	1.2	
	6	1.6	1.0	
	7	4.8	3.0	
	8	11.1	9.5	
	9-10	52	83.7	
	Total	63		
			Top Box	
			%ile rank	37
Global Rating Item Recommend this provider office				'Yes, definitely'
No	0	0	2.3	
Yes, somewhat	10	15.9	7.7	
Yes, definitely	53	84.1	90.0	
Total	63			
			Top Box	
			%ile rank	15
PHYSICIAN COMM QUALITY				'Yes definitely'
No	0	0	1.3	
Yes somewhat	5.1	5.1	6.7	
Yes definitely	94.9	94.9	92.0	
			Top Box	
			%ile rank	72
Provider expl in way you understand				'Yes, definitely'
No	0	0	0.9	
Yes, somewhat	1	1.6	6.2	
Yes, definitely	62	98.4	93.0	
Total	63			
			Top Box	
			%ile rank	91
Provider listen carefully to you				'Yes, definitely'
No	0	0	1.0	
Yes, somewhat	4	6.3	5.2	
Yes, definitely	59	93.7	93.8	
Total	63			
			Top Box	
			%ile rank	39
Screening Item Talk with provider re prob/concern				
Yes	60	95.2	87.6	
No	3	4.8	12.4	
Total	63			

 Your Top Box percentage

 National Sites

MEDICAL PRACTICE REPORT

CAHPS Summary Information - Provider ID: Jain, Ranjana

Global DOMAIN Question	n	%	All Sites N = 14854	% Top Box	
Give easy to understand instruction	No	0	1.2	'Yes, definitely' 	
	Yes, somewhat	2	7.0		
	Yes, definitely	58	91.8		
	Total	60			
	Top Box				85
Know important info medical history	No	0	2.5	'Yes, definitely' 	
	Yes, somewhat	8	11.2		
	Yes, definitely	55	86.3		
	Total	63			
	Top Box				48
Show respect for what you say	No	0	0.9	'Yes, definitely' 	
	Yes, somewhat	0	4.0		
	Yes, definitely	62	95.1		
	Total	62			
	Top Box				99
Spend enough time with you	No	0	1.5	'Yes, definitely' 	
	Yes, somewhat	4	6.5		
	Yes, definitely	59	92.0		
	Total	63			
	Top Box				54
See provider w/n 15 min this visit	No	33	21.4	'Yes' 	
	Yes	30	78.6		
	Total	63			
	Top Box				4
	Office follow-up w test results	Never	0		11.7
Sometimes		3	4.9		
Usually		4	11.4		
Always		10	72.0		
Total		17			
Top Box			16		
Provider have medical records	No	1	7.0	'Yes' 	
	Yes	62	93.0		
	Total	63			
	Top Box				80

Your Top Box percentage

National Sites

MEDICAL PRACTICE REPORT

CAHPS Summary Information - Provider ID: Jain, Ranjana











Global DOMAIN Question	n	%	All Sites N = 14854	% Top Box
Health team ask about Rx meds				'Always'
Never	1	3.1	9.6	37.5
Sometimes	10	31.2	15.4	53.5
Usually	9	28.1	21.6	
Always	12	37.5	53.5	
Total	32			
			Top Box	
			%ile rank	8


Your Top Box percentage


National Sites

MEDICAL PRACTICE REPORT

CAHPS Summary Information - Provider ID: Kasloff, Ilene

Global DOMAIN Question	n	%	All Sites N = 14854	% Top Box
Global Rating Item Overall Doctor Rating 0-10				'9-10'
	0	0	0.3	 45.5
	1	9.1	0.2	 83.7
	2	0	0.3	
	3	0	0.4	
	4	0	0.4	
	5	0	1.2	
	6	0	1.0	
	7	18.2	3.0	
	8	27.3	9.5	
	9-10	45.5	83.7	
	Total	11		
			Top Box	
			%ile rank	1
Global Rating Item Recommend this provider office				'Yes, definitely'
No	1	9.1	2.3	 90.9
Yes, somewhat	0	0	7.7	 90.0
Yes, definitely	10	90.9	90.0	
Total	11			
			Top Box	
			%ile rank	46
PHYSICIAN COMM QUALITY				'Yes definitely'
No		9.4	1.3	 76.9
Yes somewhat		13.6	6.7	 92.0
Yes definitely		76.9	92.0	
			Top Box	
			%ile rank	2
Provider expl in way you understand				'Yes, definitely'
No	1	9.1	0.9	 81.8
Yes, somewhat	1	9.1	6.2	 93.0
Yes, definitely	9	81.8	93.0	
Total	11			
			Top Box	
			%ile rank	4
Provider listen carefully to you				'Yes, definitely'
No	1	9.1	1.0	 90.9
Yes, somewhat	0	0	5.2	 93.8
Yes, definitely	10	90.9	93.8	
Total	11			
			Top Box	
			%ile rank	19
Screening Item Talk with provider re prob/concern				
Yes	9	81.8	87.6	
No	2	18.2	12.4	
Total	11			

 Your Top Box percentage

 National Sites

MEDICAL PRACTICE REPORT

CAHPS Summary Information - Provider ID: Kasloff, Ilene

Global DOMAIN Question	n	%	All Sites N = 14854	% Top Box		
Give easy to understand instruction	No	1	11.1	1.2	'Yes, definitely' 88.9 91.8	
	Yes, somewhat	0	0	7.0		
	Yes, definitely	8	88.9	91.8		
	Total	9				
	Top Box					22
Know important info medical history	No	1	9.1	2.5	'Yes, definitely' 27.3 86.3	
	Yes, somewhat	7	63.6	11.2		
	Yes, definitely	3	27.3	86.3		
	Total	11				
	Top Box					1
Show respect for what you say	No	1	9.1	0.9	'Yes, definitely' 90.9 95.1	
	Yes, somewhat	0	0	4.0		
	Yes, definitely	10	90.9	95.1		
	Total	11				
	Top Box					12
Spend enough time with you	No	1	9.1	1.5	'Yes, definitely' 81.8 92.0	
	Yes, somewhat	1	9.1	6.5		
	Yes, definitely	9	81.8	92.0		
	Total	11				
	Top Box					6
See provider w/n 15 min this visit	No	8	72.7	21.4	'Yes' 27.3 78.6	
	Yes	3	27.3	78.6		
	Total	11				
	Top Box					1
	Office follow-up w test results	Never	1	33.3		11.7
Sometimes		0	0	4.9		
Usually		1	33.3	11.4		
Always		1	33.3	72.0		
Total		3				
Top Box					1	
Provider have medical records	No	1	9.1	7.0	'Yes' 90.9 93.0	
	Yes	10	90.9	93.0		
	Total	11				
	Top Box					26

Your Top Box percentage

National Sites

MEDICAL PRACTICE REPORT

CAHPS Summary Information - Provider ID: Kasloff, Ilene

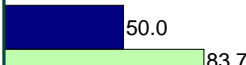









Global DOMAIN Question	n	%	All Sites N = 14854	% Top Box
Health team ask about Rx meds				'Always'
Never	2	40.0	9.6	40.0
Sometimes	1	20.0	15.4	53.5
Usually	0	0	21.6	
Always	2	40.0	53.5	
Total	5			
			Top Box	
			%ile rank	11


Your Top Box percentage


National Sites

MEDICAL PRACTICE REPORT

CAHPS Summary Information - Provider ID: Kaul, Reena S

Global DOMAIN Question	n	%	All Sites N = 14854	% Top Box '9-10'
Global Rating Item Overall Doctor Rating 0-10				
	0	0	0.3	
	1	6.2	0.2	
	2	0	0.3	
	3	0	0.4	
	4	6.2	0.4	
	5	6.2	1.2	
	6	0	1.0	
	7	6.2	3.0	
	8	25.0	9.5	
	9-10	8	83.7	
	Total	16		
			Top Box	
			%ile rank	1
Global Rating Item Recommend this provider office				
No	1	6.2	2.3	
Yes, somewhat	5	31.2	7.7	
Yes, definitely	10	62.5	90.0	
Total	16			
			Top Box	
			%ile rank	1
PHYSICIAN COMM QUALITY				
No		7.4	1.3	
Yes somewhat		19.4	6.7	
Yes definitely		73.2	92.0	
			Top Box	
			%ile rank	1
Provider expl in way you understand				
No	0	0	0.9	
Yes, somewhat	2	13.3	6.2	
Yes, definitely	13	86.7	93.0	
Total	15			
			Top Box	
			%ile rank	10
Provider listen carefully to you				
No	2	13.3	1.0	
Yes, somewhat	2	13.3	5.2	
Yes, definitely	11	73.3	93.8	
Total	15			
			Top Box	
			%ile rank	1
Screening Item Talk with provider re prob/concern				
Yes	15	100	87.6	
No	0	0	12.4	
Total	15			


 Your Top Box percentage


 National Sites

MEDICAL PRACTICE REPORT

CAHPS Summary Information - Provider ID: Kaul, Reena S

Global DOMAIN Question	n	%	All Sites N = 14854	% Top Box
Give easy to understand instruction	No	1	6.2	
	Yes, somewhat	3	18.8	
	Yes, definitely	12	75.0	
	Total	16		
				1.2 7.0 91.8
			Top Box	
			%ile rank	1
Know important info medical history	No	4	25.0	
	Yes, somewhat	4	25.0	
	Yes, definitely	8	50.0	
	Total	16		
				2.5 11.2 86.3
			Top Box	
			%ile rank	1
Show respect for what you say	No	0	0	
	Yes, somewhat	5	33.3	
	Yes, definitely	10	66.7	
	Total	15		
				0.9 4.0 95.1
			Top Box	
			%ile rank	1
Spend enough time with you	No	0	0	
	Yes, somewhat	2	12.5	
	Yes, definitely	14	87.5	
	Total	16		
				1.5 6.5 92.0
			Top Box	
			%ile rank	16
See provider w/n 15 min this visit	No	6	37.5	
	Yes	10	62.5	
	Total	16		
				21.4 78.6
			Top Box	
			%ile rank	14
Office follow-up w test results	Never	0	0	
	Sometimes	2	20.0	
	Usually	1	10.0	
	Always	7	70.0	
	Total	10		
				11.7 4.9 11.4 72.0
			Top Box	
			%ile rank	40
Provider have medical records	No	1	6.2	
	Yes	15	93.8	
	Total	16		
				7.0 93.0
			Top Box	
			%ile rank	41


 Your Top Box percentage


 National Sites

MEDICAL PRACTICE REPORT

CAHPS Summary Information - Provider ID: Kaul, Reena S











Global DOMAIN Question	n	%	All Sites N = 14854	% Top Box
Health team ask about Rx meds				'Always'
Never	1	12.5	9.6	12.5
Sometimes	3	37.5	15.4	
Usually	3	37.5	21.6	53.5
Always	1	12.5	53.5	
Total	8			
Top Box				
%ile rank			1	


 Your Top Box percentage


 National Sites

MEDICAL PRACTICE REPORT

CAHPS Summary Information - Provider ID: Libby, Russell C

Global DOMAIN	Question	n	%	All Sites N = 14854	% Top Box
Global Rating Item	Overall Doctor Rating 0-10				'9-10'
		0	0	0.3	
		1	0	0.2	
		2	0	0.3	
		3	0	0.4	
		4	3.2	0.4	
		5	0	1.2	
		6	0	1.0	
		7	12.9	3.0	
		8	9.7	9.5	
		9-10	74.2	83.7	
	Total	31			
				Top Box	
				%ile rank	12
Global Rating Item	Recommend this provider office				'Yes, definitely'
	No	1	3.3	2.3	
	Yes, somewhat	7	23.3	7.7	
	Yes, definitely	22	73.3	90.0	
	Total	30			
				Top Box	
				%ile rank	3
PHYSICIAN COMM QUALITY					'Yes definitely'
	No		3.2	1.3	
	Yes somewhat		15.1	6.7	
	Yes definitely		81.6	92.0	
				Top Box	
				%ile rank	4
	Provider expl in way you understand				'Yes, definitely'
	No	1	3.2	0.9	
	Yes, somewhat	3	9.7	6.2	
	Yes, definitely	27	87.1	93.0	
	Total	31			
				Top Box	
				%ile rank	11
	Provider listen carefully to you				'Yes, definitely'
	No	0	0	1.0	
	Yes, somewhat	4	12.9	5.2	
	Yes, definitely	27	87.1	93.8	
	Total	31			
				Top Box	
				%ile rank	9
Screening Item	Talk with provider re prob/concern				
	Yes	30	96.8	87.6	
	No	1	3.2	12.4	
	Total	31			


 Your Top Box percentage


 National Sites

MEDICAL PRACTICE REPORT

CAHPS Summary Information - Provider ID: Libby, Russell C

Global DOMAIN Question	n	%	All Sites N = 14854	% Top Box
Give easy to understand instruction	No	1	3.3	1.2
	Yes, somewhat	4	13.3	7.0
	Yes, definitely	25	83.3	91.8
	Total	30		
	Top Box %ile rank			7
Know important info medical history	No	2	6.5	2.5
	Yes, somewhat	7	22.6	11.2
	Yes, definitely	22	71.0	86.3
	Total	31		
	Top Box %ile rank			4
Show respect for what you say	No	0	0	0.9
	Yes, somewhat	4	12.9	4.0
	Yes, definitely	27	87.1	95.1
	Total	31		
	Top Box %ile rank			5
Spend enough time with you	No	2	6.5	1.5
	Yes, somewhat	6	19.4	6.5
	Yes, definitely	23	74.2	92.0
	Total	31		
	Top Box %ile rank			2
See provider w/n 15 min this visit	No	17	54.8	21.4
	Yes	14	45.2	78.6
	Total	31		
	Top Box %ile rank			3
	Office follow-up w test results	Never	0	0
Sometimes		1	25.0	4.9
Usually		0	0	11.4
Always		3	75.0	72.0
Total		4		
Top Box %ile rank				56
Provider have medical records	No	2	6.7	7.0
	Yes	28	93.3	93.0
	Total	30		
	Top Box %ile rank			38

 Your Top Box percentage

 National Sites

MEDICAL PRACTICE REPORT

CAHPS Summary Information - Provider ID: Libby, Russell C

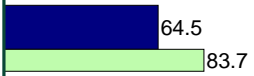




Global DOMAIN Question	n	%	All Sites N = 14854	% Top Box
Health team ask about Rx meds				'Always'
Never	3	21.4	9.6	21.4
Sometimes	4	28.6	15.4	
Usually	4	28.6	21.6	53.5
Always	3	21.4	53.5	
Total	14			
			Top Box	
			%ile rank	1


Your Top Box percentage


National Sites

MEDICAL PRACTICE REPORT

CAHPS Summary Information - Provider ID: O'Hara, Karen

Global DOMAIN Question	n	%	All Sites N = 14854	% Top Box '9-10'
Global Rating Item Overall Doctor Rating 0-10				
	0	0	0.3	
	1	0	0.2	
	2	2.2	0.3	
	3	1.1	0.4	
	4	2.2	0.4	
	5	0	1.2	
	6	3.2	1.0	
	7	6.5	3.0	
	8	20.4	9.5	
	9-10	60	83.7	
	Total	93		
			Top Box	
			%ile rank	4
Global Rating Item Recommend this provider office				
No	5	5.4	2.3	
Yes, somewhat	13	14.1	7.7	
Yes, definitely	74	80.4	90.0	
Total	92			
			Top Box	
			%ile rank	9
PHYSICIAN COMM QUALITY				
No		3.1	1.3	
Yes somewhat		12.7	6.7	
Yes definitely		84.2	92.0	
			Top Box	
			%ile rank	7
Provider expl in way you understand				
No	1	1.1	0.9	
Yes, somewhat	6	6.4	6.2	
Yes, definitely	87	92.6	93.0	
Total	94			
			Top Box	
			%ile rank	36
Provider listen carefully to you				
No	2	2.1	1.0	
Yes, somewhat	9	9.6	5.2	
Yes, definitely	83	88.3	93.8	
Total	94			
			Top Box	
			%ile rank	11
Screening Item Talk with provider re prob/concern				
Yes	84	89.4	87.6	
No	10	10.6	12.4	
Total	94			

 Your Top Box percentage

 National Sites

MEDICAL PRACTICE REPORT

CAHPS Summary Information - Provider ID: O'Hara, Karen

Global DOMAIN Question	n	%	All Sites N = 14854	% Top Box	
Give easy to understand instruction	No	2	1.2	'Yes, definitely' 89.0 91.8	
	Yes, somewhat	7	7.0		
	Yes, definitely	73	89.0		
	Total	82	91.8		
	Top Box %ile rank				23
Know important info medical history	No	7	2.5	'Yes, definitely' 67.7 86.3	
	Yes, somewhat	23	11.2		
	Yes, definitely	63	86.3		
	Total	93	86.3		
	Top Box %ile rank				3
Show respect for what you say	No	2	0.9	'Yes, definitely' 89.2 95.1	
	Yes, somewhat	8	4.0		
	Yes, definitely	83	95.1		
	Total	93	95.1		
	Top Box %ile rank				8
Spend enough time with you	No	3	1.5	'Yes, definitely' 78.5 92.0	
	Yes, somewhat	17	6.5		
	Yes, definitely	73	92.0		
	Total	93	92.0		
	Top Box %ile rank				3
See provider w/n 15 min this visit	No	39	21.4	'Yes' 58.1 78.6	
	Yes	54	78.6		
	Total	93	78.6		
	Top Box %ile rank				10
	Office follow-up w test results	Never	0		11.7
Sometimes		1	4.9		
Usually		5	11.4		
Always		23	72.0		
Total		29	72.0		
Top Box %ile rank			67		
Provider have medical records	No	8	7.0	'Yes' 91.1 93.0	
	Yes	82	93.0		
	Total	90	93.0		
	Top Box %ile rank				27

Your Top Box percentage

National Sites

MEDICAL PRACTICE REPORT

CAHPS Summary Information - Provider ID: O'Hara, Karen











Global DOMAIN Question	n	%	All Sites N = 14854	% Top Box
Health team ask about Rx meds				'Always'
Never	5	11.9	9.6	28.6
Sometimes	13	31.0	15.4	53.5
Usually	12	28.6	21.6	
Always	12	28.6	53.5	
Total	42			
			Top Box	
			%ile rank	2


Your Top Box percentage


National Sites

MEDICAL PRACTICE REPORT

CAHPS Summary Information - Provider ID: Yun, Michelle M

Global DOMAIN	Question	n	%	All Sites N = 14854	% Top Box
Global Rating Item	Overall Doctor Rating 0-10				'9-10'
		0	0	0.3	 62.8
		1	0	0.2	 83.7
		2	0	0.3	
		3	0	0.4	
		4	0	0.4	
		5	2.3	1.2	
		6	7.0	1.0	
		7	9.3	3.0	
		8	18.6	9.5	
		9-10	27	83.7	
	Total	43			
				Top Box	
				%ile rank	3
Global Rating Item	Recommend this provider office				'Yes, definitely'
	No	3	7.0	2.3	 72.1
	Yes, somewhat	9	20.9	7.7	 90.0
	Yes, definitely	31	72.1	90.0	
	Total	43			
				Top Box	
				%ile rank	2
PHYSICIAN COMM QUALITY					'Yes definitely'
	No		3.2	1.3	 81.9
	Yes somewhat		15.0	6.7	 92.0
	Yes definitely		81.9	92.0	
				Top Box	
				%ile rank	4
	Provider expl in way you understand				'Yes, definitely'
	No	0	0	0.9	 88.6
	Yes, somewhat	5	11.4	6.2	 93.0
	Yes, definitely	39	88.6	93.0	
	Total	44			
				Top Box	
				%ile rank	15
	Provider listen carefully to you				'Yes, definitely'
	No	1	2.3	1.0	 90.7
	Yes, somewhat	3	7.0	5.2	 93.8
	Yes, definitely	39	90.7	93.8	
	Total	43			
				Top Box	
				%ile rank	19
Screening Item	Talk with provider re prob/concern				
	Yes	40	90.9	87.6	
	No	4	9.1	12.4	
	Total	44			


 Your Top Box percentage

 National Sites

MEDICAL PRACTICE REPORT

CAHPS Summary Information - Provider ID: Yun, Michelle M

Global DOMAIN Question	n	%	All Sites N = 14854	% Top Box
Give easy to understand instruction	No	1	2.6	
	Yes, somewhat	6	15.4	
	Yes, definitely	32	82.1	
	Total	39		
				1.2 7.0 91.8
			Top Box	
			%ile rank	6
Know important info medical history	No	4	9.3	
	Yes, somewhat	13	30.2	
	Yes, definitely	26	60.5	
	Total	43		
				2.5 11.2 86.3
			Top Box	
			%ile rank	1
Show respect for what you say	No	0	0	
	Yes, somewhat	6	14.0	
	Yes, definitely	37	86.0	
	Total	43		
				0.9 4.0 95.1
			Top Box	
			%ile rank	4
Spend enough time with you	No	2	4.8	
	Yes, somewhat	5	11.9	
	Yes, definitely	35	83.3	
	Total	42		
				1.5 6.5 92.0
			Top Box	
			%ile rank	8
See provider w/n 15 min this visit	No	6	13.6	
	Yes	38	86.4	
	Total	44		
				21.4 78.6
			Top Box	
			%ile rank	64
Office follow-up w test results	Never	3	25.0	
	Sometimes	0	0	
	Usually	2	16.7	
	Always	7	58.3	
	Total	12		
				11.7 4.9 11.4 72.0
			Top Box	
			%ile rank	15
Provider have medical records	No	2	4.8	
	Yes	40	95.2	
	Total	42		
				7.0 93.0
			Top Box	
			%ile rank	50

 Your Top Box percentage

 National Sites

MEDICAL PRACTICE REPORT

CAHPS Summary Information - Provider ID: Yun, Michelle M






Global DOMAIN Question	n	%	All Sites N = 14854	% Top Box 'Always'
Health team ask about Rx meds				
Never	1	7.7	9.6	38.5
Sometimes	6	46.2	15.4	
Usually	1	7.7	21.6	
Always	5	38.5	53.5	
Total	13			
			Top Box	
			%ile rank	9


Your Top Box percentage


National Sites

MEDICAL PRACTICE REPORT

CAHPS Summary Information - Provider ID: Weinstein, Samuel

Global DOMAIN	Question	n	%	All Sites N = 14854	% Top Box	
Global Rating Item	Overall Doctor Rating 0-10				'9-10'	
		0	0	0.3		
		1	0	0.2		
		2	0	0.3		
		3	0	0.4		
		4	1	2.7	0.4	
		5	0	0	1.2	
		6	0	0	1.0	
		7	0	0	3.0	
		8	3	8.1	9.5	
		9-10	33	89.2	83.7	
	Total	37				
				Top Box		
				%ile rank	73	
Global Rating Item	Recommend this provider office				'Yes, definitely'	
	No	2	5.4	2.3		
	Yes, somewhat	2	5.4	7.7		
	Yes, definitely	33	89.2	90.0		
	Total	37				
				Top Box		
				%ile rank	35	
PHYSICIAN COMM QUALITY						
	No		0.9	1.3	'Yes definitely'	
	Yes somewhat		7.2	6.7		
	Yes definitely		91.9	92.0		
				Top Box		
				%ile rank	39	
Provider expl in way you understand	No	0	0	0.9	'Yes, definitely'	
	Yes, somewhat	2	5.4	6.2		
	Yes, definitely	35	94.6	93.0		
	Total	37				
					Top Box	
				%ile rank	55	
Provider listen carefully to you	No	0	0	1.0	'Yes, definitely'	
	Yes, somewhat	3	8.1	5.2		
	Yes, definitely	34	91.9	93.8		
	Total	37				
					Top Box	
				%ile rank	25	
Screening Item						
Talk with provider re prob/concern	Yes	36	97.3	87.6		
	No	1	2.7	12.4		
	Total	37				


 Your Top Box percentage


 National Sites

MEDICAL PRACTICE REPORT

CAHPS Summary Information - Provider ID: Weinstein, Samuel

Global DOMAIN Question	n	%	All Sites N = 14854	% Top Box
Give easy to understand instruction	No	0	1.2	'Yes, definitely'
	Yes, somewhat	3	7.0	
	Yes, definitely	33	91.8	91.8
	Total	36		
	Top Box			%ile rank 40
Know important info medical history	No	0	2.5	'Yes, definitely'
	Yes, somewhat	7	11.2	
	Yes, definitely	30	86.3	86.3
	Total	37		
	Top Box			%ile rank 21
Show respect for what you say	No	1	0.9	'Yes, definitely'
	Yes, somewhat	0	4.0	
	Yes, definitely	36	95.1	95.1
	Total	37		
	Top Box			%ile rank 68
Spend enough time with you	No	1	1.5	'Yes, definitely'
	Yes, somewhat	1	6.5	
	Yes, definitely	35	92.0	92.0
	Total	37		
	Top Box			%ile rank 63
See provider w/n 15 min this visit	No	21	21.4	'Yes'
	Yes	16	78.6	
	Total	37		78.6
	Top Box			%ile rank 3
Office follow-up w test results	Never	1	11.7	'Always'
	Sometimes	1	4.9	
	Usually	0	11.4	72.0
	Always	2	72.0	
	Total	4		
	Top Box			%ile rank 6
Provider have medical records	No	0	7.0	'Yes'
	Yes	37	93.0	
	Total	37		93.0
	Top Box			%ile rank 99

 Your Top Box percentage

 National Sites

MEDICAL PRACTICE REPORT

CAHPS Summary Information - Provider ID: Weinstein, Samuel











Global DOMAIN Question	n	%	All Sites N = 14854	% Top Box
Health team ask about Rx meds				'Always'
Never	4	23.5	9.6	41.2
Sometimes	2	11.8	15.4	
Usually	4	23.5	21.6	
Always	7	41.2	53.5	
Total	17			
			Top Box	
			%ile rank	13


Your Top Box percentage


National Sites

MEDICAL PRACTICE REPORT

CAHPS Summary Information - Provider ID: Total

Global DOMAIN	Question	n	%	All Sites N = 14854	% Top Box
Global Rating Item	Overall Doctor Rating 0-10				'9-10'
		0	0	0.3	 71.7
		1	0.4	0.2	 83.7
		2	0.4	0.3	
		3	0.4	0.4	
		4	1.9	0.4	
		5	0.9	1.2	
		6	2.1	1.0	
		7	6.8	3.0	
		8	15.3	9.5	
		9-10	337	83.7	
	Total	470			
				Top Box	
				%ile rank	9
Global Rating Item	Recommend this provider office				'Yes, definitely'
	No	19	4.1	2.3	 81.6
	Yes, somewhat	67	14.3	7.7	 90.0
	Yes, definitely	382	81.6	90.0	
	Total	468			
				Top Box	
				%ile rank	10
PHYSICIAN COMM QUALITY					'Yes definitely'
	No		2.3	1.3	 86.7
	Yes somewhat		11.0	6.7	 92.0
	Yes definitely		86.7	92.0	
				Top Box	
				%ile rank	12
	Provider expl in way you understand				'Yes, definitely'
	No	3	0.6	0.9	 92.3
	Yes, somewhat	33	7.0	6.2	 93.0
	Yes, definitely	434	92.3	93.0	
	Total	470			
				Top Box	
				%ile rank	34
	Provider listen carefully to you				'Yes, definitely'
	No	10	2.1	1.0	 90.4
	Yes, somewhat	35	7.4	5.2	 93.8
	Yes, definitely	425	90.4	93.8	
	Total	470			
				Top Box	
				%ile rank	17
Screening Item	Talk with provider re prob/concern				
	Yes	437	92.8	87.6	
	No	34	7.2	12.4	
	Total	471			

 Your Top Box percentage

 National Sites

MEDICAL PRACTICE REPORT

CAHPS Summary Information - Provider ID: Total

Global DOMAIN Question	n	%	All Sites N = 14854	% Top Box	
Give easy to understand instruction	No	6	1.4	'Yes, definitely' 89.0 91.8	
	Yes, somewhat	42	9.7		
	Yes, definitely	387	89.0		
	Total	435			
	Top Box				
			%ile rank	23	
Know important info medical history	No	28	6.0	'Yes, definitely' 71.4 86.3	
	Yes, somewhat	106	22.6		
	Yes, definitely	335	71.4		
	Total	469			
	Top Box				
			%ile rank	5	
Show respect for what you say	No	4	0.9	'Yes, definitely' 91.9 95.1	
	Yes, somewhat	34	7.3		
	Yes, definitely	429	91.9		
	Total	467			
	Top Box				
			%ile rank	16	
Spend enough time with you	No	13	2.8	'Yes, definitely' 85.5 92.0	
	Yes, somewhat	55	11.8		
	Yes, definitely	400	85.5		
	Total	468			
	Top Box				
			%ile rank	11	
See provider w/n 15 min this visit	No	175	37.2	'Yes' 62.8 78.6	
	Yes	295	62.8		
	Total	470			
	Top Box				
					%ile rank
Office follow-up w test results	Never	9	7.8	'Always' 67.8 72.0	
	Sometimes	11	9.6		
	Usually	17	14.8		
	Always	78	67.8		
	Total	115			
	Top Box				
			%ile rank	35	
Provider have medical records	No	22	4.8	'Yes' 95.2 93.0	
	Yes	441	95.2		
	Total	463			
	Top Box				
					%ile rank

Your Top Box percentage

National Sites

MEDICAL PRACTICE REPORT

CAHPS Summary Information - Provider ID: Total

Global DOMAIN Question	n	%	All Sites N = 14854	% Top Box
Health team ask about Rx meds				'Always'
Never	25	13.1	9.6	35.6
Sometimes	53	27.7	15.4	53.5
Usually	45	23.6	21.6	
Always	68	35.6	53.5	
Total	191			
			Top Box	
			%ile rank	6

Your Top Box percentage

National Sites

MEDICAL PRACTICE COMMENT REPORT

Overall Section Comments Open-ended

Provider ID: Huynh, Sandy L

Mixed

869352980

we did not like how race focused/obsessed this survey is. Why? we'd like to know if possible. Overall we appreciate the care Carolyn received. thanks.

Provider ID: O'Hara, Karen

Negative

865037578

My daughter is 15. I know that in the next few years I will need to take her to a GP rather than a pediatric practice. (We love Dr. Baugh & hate to say goodbye!) But until we DO go it would be nice to have Margaret spoken to like a teenager rather than a toddler. She was somewhat nonplussed at being asked to "go pee pee."

Provider ID: Weinstein, Samuel

Positive

883492070

Dr. Samuel Weinstein is the best pediatrician I've known! We love the way he takes his time and care for our baby during check ups and sick visits. Thank you Dr. Weinstein!

MEDICAL PRACTICE REPORT

Filter Definition

Filter	Choice(s)
Visit Date	From 09/01/2014 To 02/28/2015
Provider ID	Baugh, James R Kaul, Reena S Kelly, Lawrence F Libby, Russell C Russo, Vojislava C

Benchmarking Definition






Benchmarking Period	08/01/2014 To 01/31/2015
Distribution	Site


CAHPS Options


CMS View applied

MEDICAL PRACTICE REPORT

CAHPS Summary Information - Provider ID: Baugh, James R

Global DOMAIN	Question	n	%	All Sites N = 14854	% Top Box
Global Rating Item	Overall Doctor Rating 0-10				'9-10'
		0	0	0.3	
		1	0	0.2	
		2	0	0.3	
		3	0	0.4	
		4	0	0.4	
		5	0	1.2	
		6	0	1.0	
		7	0	3.0	
		8	0	9.5	
	9-10	5	100	83.7	
	Total	5			
				Top Box	
				%ile rank	99
Global Rating Item	Recommend this provider office				'Yes, definitely'
	No	0	0	2.3	
	Yes, somewhat	0	0	7.7	
	Yes, definitely	5	100	90.0	
	Total	5			
				Top Box	
				%ile rank	99
PHYSICIAN COMM QUALITY					
	No	0	0	1.3	'Yes definitely'
	Yes somewhat	0	0	6.7	
	Yes definitely	5	100	92.0	
				Top Box	
				%ile rank	99
Provider expl in way you understand					
	No	0	0	0.9	'Yes, definitely'
	Yes, somewhat	0	0	6.2	
	Yes, definitely	5	100	93.0	
				Top Box	
				%ile rank	99
Provider listen carefully to you					
	No	0	0	1.0	'Yes, definitely'
	Yes, somewhat	0	0	5.2	
	Yes, definitely	5	100	93.8	
				Top Box	
				%ile rank	99
Screening Item					
Talk with provider re prob/concern					
	Yes	5	100	87.6	
	No	0	0	12.4	
				Total	5

 Your Top Box percentage

 National Sites

MEDICAL PRACTICE REPORT

CAHPS Summary Information - Provider ID: Baugh, James R

Global DOMAIN Question	n	%	All Sites N = 14854	% Top Box	
Give easy to understand instruction	No	0	1.2	'Yes, definitely' 	
	Yes, somewhat	0	7.0		
	Yes, definitely	5	91.8		
	Total	5			
	Top Box				99
Know important info medical history	No	0	2.5	'Yes, definitely' 	
	Yes, somewhat	0	11.2		
	Yes, definitely	5	86.3		
	Total	5			
	Top Box				99
Show respect for what you say	No	0	0.9	'Yes, definitely' 	
	Yes, somewhat	0	4.0		
	Yes, definitely	5	95.1		
	Total	5			
	Top Box				99
Spend enough time with you	No	0	1.5	'Yes, definitely' 	
	Yes, somewhat	0	6.5		
	Yes, definitely	5	92.0		
	Total	5			
	Top Box				99
See provider w/n 15 min this visit	No	1	21.4	'Yes' 	
	Yes	4	78.6		
	Total	5			
	Top Box				44
	Office follow-up w test results	Never	0		11.7
Sometimes		0	4.9		
Usually		0	11.4		
Always		0	72.0		
Total		0			
Top Box			N/A		
Provider have medical records	No	0	7.0	'Yes' 	
	Yes	5	93.0		
	Total	5			
	Top Box				99

Your Top Box percentage

National Sites

MEDICAL PRACTICE REPORT

CAHPS Summary Information - Provider ID: Baugh, James R

Global DOMAIN Question	n	%	All Sites N = 14854	% Top Box
Health team ask about Rx meds				'Always'
Never	0	N/A	9.6	N/A
Sometimes	0	N/A	15.4	
Usually	0	N/A	21.6	53.5
Always	0	N/A	53.5	
Total	0			
			Top Box	
			%ile rank	N/A

Your Top Box percentage

National Sites

03/08/2015 13:30:04 EST



All data including past trended data are benchmarked against the period ending 01/31/2015

For a list of filter and benchmark definitions, click here.

1-800-232-8032

MEDICAL PRACTICE REPORT

CAHPS Summary Information - Provider ID: Kaul, Reena S

Global DOMAIN	Question	n	%	All Sites N = 14854	% Top Box
Global Rating Item	Overall Doctor Rating 0-10				'9-10'
		0	0	0.3	0
		1	0	0.2	83.7
		2	0	0.3	
		3	0	0.4	
		4	0	0.4	
		5	0	1.2	
		6	0	1.0	
		7	0	3.0	
		8	1	100	9.5
	9-10	0	0	83.7	
	Total	1			
				Top Box	
				%ile rank	1
Global Rating Item	Recommend this provider office				'Yes, definitely'
	No	0	0	2.3	0
	Yes, somewhat	1	100	7.7	90.0
	Yes, definitely	0	0	90.0	
	Total	1			
				Top Box	
				%ile rank	1
PHYSICIAN COMM QUALITY					
	No	0	0	1.3	'Yes definitely'
	Yes somewhat	20.0	20.0	6.7	80.0
	Yes definitely	80.0	80.0	92.0	92.0
				Top Box	
				%ile rank	3
Global Rating Item	Provider expl in way you understand				'Yes, definitely'
	No	0	0	0.9	100
	Yes, somewhat	0	0	6.2	93.0
	Yes, definitely	1	100	93.0	
	Total	1			
				Top Box	
				%ile rank	99
Global Rating Item	Provider listen carefully to you				'Yes, definitely'
	No	0	0	1.0	100
	Yes, somewhat	0	0	5.2	93.8
	Yes, definitely	1	100	93.8	
	Total	1			
				Top Box	
				%ile rank	99
Screening Item					
Global Rating Item	Talk with provider re prob/concern				
	Yes	0	0	87.6	
	No	1	100	12.4	
	Total	1			

Your Top Box percentage

National Sites

MEDICAL PRACTICE REPORT

CAHPS Summary Information - Provider ID: Kaul, Reena S

Global DOMAIN Question	n	%	All Sites N = 14854	% Top Box
Give easy to understand instruction	No	0	1.2	'Yes, definitely'
	Yes, somewhat	0	7.0	N/A
	Yes, definitely	0	91.8	91.8
	Total	0		
	Top Box			%ile rank N/A
Know important info medical history	No	0	2.5	'Yes, definitely'
	Yes, somewhat	1	11.2	0
	Yes, definitely	0	86.3	86.3
	Total	1		
	Top Box			%ile rank 1
Show respect for what you say	No	0	0.9	'Yes, definitely'
	Yes, somewhat	0	4.0	100
	Yes, definitely	1	95.1	95.1
	Total	1		
	Top Box			%ile rank 99
Spend enough time with you	No	0	1.5	'Yes, definitely'
	Yes, somewhat	0	6.5	100
	Yes, definitely	1	92.0	92.0
	Total	1		
	Top Box			%ile rank 99
See provider w/n 15 min this visit	No	0	21.4	'Yes'
	Yes	1	78.6	100
	Total	1		78.6
	Top Box			%ile rank 99
Office follow-up w test results	Never	0	11.7	'Always'
	Sometimes	0	4.9	N/A
	Usually	0	11.4	72.0
	Always	0	72.0	
	Total	0		
	Top Box			%ile rank N/A
Provider have medical records	No	0	7.0	'Yes'
	Yes	0	93.0	N/A
	Total	0		93.0
	Top Box			%ile rank N/A

Your Top Box percentage

National Sites

MEDICAL PRACTICE REPORT

CAHPS Summary Information - Provider ID: Kaul, Reena S











Global DOMAIN Question	n	%	All Sites N = 14854	% Top Box
Health team ask about Rx meds				'Always'
Never	0	N/A	9.6	N/A
Sometimes	0	N/A	15.4	
Usually	0	N/A	21.6	53.5
Always	0	N/A	53.5	
Total	0			
			Top Box	
			%ile rank	N/A


Your Top Box percentage


National Sites

MEDICAL PRACTICE REPORT

CAHPS Summary Information - Provider ID: Kelly, Lawrence F

Global DOMAIN	Question	n	%	All Sites N = 14854	% Top Box	
Global Rating Item	Overall Doctor Rating 0-10				'9-10'	
		0	0	0.3	 20.0	
		1	0	0.2	 83.7	
		2	0	0.3		
		3	0	0.4		
		4	0	0.4		
		5	0	1.2		
		6	0	1.0		
		7	1	20.0	3.0	
		8	3	60.0	9.5	
	9-10	1	20.0	83.7		
	Total	5				
				Top Box		
				%ile rank	1	
Global Rating Item	Recommend this provider office				'Yes, definitely'	
	No	0	0	2.3	 60.0	
	Yes, somewhat	2	40.0	7.7	 90.0	
	Yes, definitely	3	60.0	90.0		
	Total	5				
				Top Box		
				%ile rank	1	
PHYSICIAN COMM QUALITY						
	No	0	0	1.3	'Yes definitely'	
	Yes somewhat	10.0	10.0	6.7	 90.0	
	Yes definitely	90.0	90.0	92.0	 92.0	
				Top Box		
				%ile rank	25	
Provider expl in way you understand	No	0	0	0.9	'Yes, definitely'	
	Yes, somewhat	0	0	6.2	 100	
	Yes, definitely	5	100	93.0	 93.0	
	Total	5				
					Top Box	
				%ile rank	99	
Provider listen carefully to you	No	0	0	1.0	'Yes, definitely'	
	Yes, somewhat	0	0	5.2	 100	
	Yes, definitely	5	100	93.8	 93.8	
	Total	5				
					Top Box	
				%ile rank	99	
Screening Item						
Talk with provider re prob/concern	Yes	5	100	87.6		
	No	0	0	12.4		
	Total	5				

 Your Top Box percentage

 National Sites

MEDICAL PRACTICE REPORT

CAHPS Summary Information - Provider ID: Kelly, Lawrence F

Global DOMAIN Question	n	%	All Sites N = 14854	% Top Box	
Give easy to understand instruction	No	0	1.2	'Yes, definitely' 	
	Yes, somewhat	0	7.0		
	Yes, definitely	5	91.8		
	Total	5			
	Top Box				99
Know important info medical history	No	0	2.5	'Yes, definitely' 	
	Yes, somewhat	3	11.2		
	Yes, definitely	2	86.3		
	Total	5			
	Top Box				1
Show respect for what you say	No	0	0.9	'Yes, definitely' 	
	Yes, somewhat	0	4.0		
	Yes, definitely	5	95.1		
	Total	5			
	Top Box				99
Spend enough time with you	No	0	1.5	'Yes, definitely' 	
	Yes, somewhat	0	6.5		
	Yes, definitely	5	92.0		
	Total	5			
	Top Box				99
See provider w/n 15 min this visit	No	0	21.4	'Yes' 	
	Yes	5	78.6		
	Total	5			
	Top Box				99
	Office follow-up w test results	Never	0		11.7
Sometimes		0	4.9		
Usually		0	11.4		
Always		3	72.0		
Total		3			
Top Box			99		
Provider have medical records	No	0	7.0	'Yes' 	
	Yes	5	93.0		
	Total	5			
	Top Box				99

Your Top Box percentage

National Sites

MEDICAL PRACTICE REPORT

CAHPS Summary Information - Provider ID: Kelly, Lawrence F











Global DOMAIN Question	n	%	All Sites N = 14854	% Top Box
Health team ask about Rx meds				'Always'
Never	0	0	9.6	50.0
Sometimes	0	0	15.4	53.5
Usually	1	50.0	21.6	
Always	1	50.0	53.5	
Total	2			
			Top Box	
			%ile rank	35


Your Top Box percentage


National Sites

MEDICAL PRACTICE REPORT

CAHPS Summary Information - Provider ID: Libby, Russell C

Global DOMAIN	Question	n	%	All Sites N = 14854	% Top Box	
Global Rating Item	Overall Doctor Rating 0-10				'9-10'	
		0	0	0.3	 75.0	
		1	0	0.2	 83.7	
		2	0	0.3		
		3	1	8.3	0.4	
		4	0	0	0.4	
		5	1	8.3	1.2	
		6	0	0	1.0	
		7	0	0	3.0	
		8	1	8.3	9.5	
		9-10	9	75.0	83.7	
		Total	12			
					Top Box	
				%ile rank	13	
Global Rating Item	Recommend this provider office				'Yes, definitely'	
	No	0	0	2.3	 83.3	
	Yes, somewhat	2	16.7	7.7	 90.0	
	Yes, definitely	10	83.3	90.0		
	Total	12				
				Top Box		
				%ile rank	13	
PHYSICIAN COMM QUALITY						
	No		2.8	1.3	'Yes definitely'	
	Yes somewhat		12.6	6.7	 84.6	
	Yes definitely		84.6	92.0	 92.0	
				Top Box		
				%ile rank	7	
Provider expl in way you understand						
	No	0	0	0.9	'Yes, definitely'	
	Yes, somewhat	1	8.3	6.2	 91.7	
	Yes, definitely	11	91.7	93.0	 93.0	
	Total	12				
				Top Box		
				%ile rank	29	
Provider listen carefully to you						
	No	0	0	1.0	'Yes, definitely'	
	Yes, somewhat	1	8.3	5.2	 91.7	
	Yes, definitely	11	91.7	93.8	 93.8	
	Total	12				
				Top Box		
				%ile rank	24	
Screening Item						
Talk with provider re prob/concern						
	Yes	11	91.7	87.6		
	No	1	8.3	12.4		
	Total	12				

 Your Top Box percentage

 National Sites

MEDICAL PRACTICE REPORT

CAHPS Summary Information - Provider ID: Libby, Russell C

Global DOMAIN Question	n	%	All Sites N = 14854	% Top Box
Give easy to understand instruction	No	0	1.2	'Yes, definitely' 90.9 91.8
	Yes, somewhat	1	7.0	
	Yes, definitely	10	91.8	
	Total	11		
	Top Box			
Know important info medical history	No	2	2.5	'Yes, definitely' 66.7 86.3
	Yes, somewhat	2	11.2	
	Yes, definitely	8	86.3	
	Total	12		
	Top Box			
Show respect for what you say	No	0	0.9	'Yes, definitely' 91.7 95.1
	Yes, somewhat	1	4.0	
	Yes, definitely	11	95.1	
	Total	12		
	Top Box			
Spend enough time with you	No	0	1.5	'Yes, definitely' 75.0 92.0
	Yes, somewhat	3	6.5	
	Yes, definitely	9	92.0	
	Total	12		
	Top Box			
See provider w/n 15 min this visit	No	5	21.4	'Yes' 58.3 78.6
	Yes	7	78.6	
	Total	12		
	Top Box			
Office follow-up w test results	Never	0	11.7	'Always' 100 72.0
	Sometimes	0	4.9	
	Usually	0	11.4	
	Always	1	72.0	
	Total	1		
	Top Box			
Provider have medical records	No	2	7.0	'Yes' 81.8 93.0
	Yes	9	93.0	
	Total	11		
	Top Box			

Your Top Box percentage

National Sites

MEDICAL PRACTICE REPORT

CAHPS Summary Information - Provider ID: Libby, Russell C

Global DOMAIN Question	n	%	All Sites N = 14854	% Top Box
Health team ask about Rx meds				'Always'
Never	1	20.0	9.6	20.0
Sometimes	1	20.0	15.4	
Usually	2	40.0	21.6	53.5
Always	1	20.0	53.5	
Total	5			
			Top Box	
			%ile rank	1

Your Top Box percentage

National Sites

03/08/2015 13:30:04 EST













All data including past trended data are benchmarked against the period ending 01/31/2015


For a list of filter and benchmark definitions, click here.


1-800-232-8032

MEDICAL PRACTICE REPORT

CAHPS Summary Information - Provider ID: Russo, Vojislava C

Global DOMAIN Question	n	%	All Sites N = 14854	% Top Box
Global Rating Item Overall Doctor Rating 0-10				'9-10'
	0	0	0.3	
	1	0	0.2	
	2	0	0.3	
	3	0	0.4	
	4	0	0.4	
	5	3.7	1.2	
	6	7.4	1.0	
	7	7.4	3.0	
	8	7.4	9.5	
	9-10	20	83.7	
	Total	27		
			Top Box	
			%ile rank	12
Global Rating Item Recommend this provider office				'Yes, definitely'
No	1	3.7	2.3	
Yes, somewhat	6	22.2	7.7	
Yes, definitely	20	74.1	90.0	
Total	27			
			Top Box	
			%ile rank	3
PHYSICIAN COMM QUALITY				'Yes definitely'
No		2.5	1.3	
Yes somewhat		12.9	6.7	
Yes definitely		84.5	92.0	
			Top Box	
			%ile rank	7
Provider expl in way you understand				'Yes, definitely'
No	0	0	0.9	
Yes, somewhat	3	11.1	6.2	
Yes, definitely	24	88.9	93.0	
Total	27			
			Top Box	
			%ile rank	16
Provider listen carefully to you				'Yes, definitely'
No	0	0	1.0	
Yes, somewhat	4	14.8	5.2	
Yes, definitely	23	85.2	93.8	
Total	27			
			Top Box	
			%ile rank	6
Screening Item Talk with provider re prob/concern				
Yes	19	70.4	87.6	
No	8	29.6	12.4	
Total	27			

 Your Top Box percentage

 National Sites

MEDICAL PRACTICE REPORT

CAHPS Summary Information - Provider ID: Russo, Vojislava C

Global DOMAIN Question	n	%	All Sites N = 14854	% Top Box	
Give easy to understand instruction	No	0	1.2	'Yes, definitely' 	
	Yes, somewhat	2	7.0		
	Yes, definitely	17	89.5		
	Total	19	91.8		
	Top Box				25
Know important info medical history	No	3	2.5	'Yes, definitely' 	
	Yes, somewhat	3	11.2		
	Yes, definitely	20	86.3		
	Total	26	86.3		
	Top Box				10
Show respect for what you say	No	0	0.9	'Yes, definitely' 	
	Yes, somewhat	5	4.0		
	Yes, definitely	22	95.1		
	Total	27	95.1		
	Top Box				1
Spend enough time with you	No	1	1.5	'Yes, definitely' 	
	Yes, somewhat	3	6.5		
	Yes, definitely	23	92.0		
	Total	27	92.0		
	Top Box				11
See provider w/n 15 min this visit	No	0	21.4	'Yes' 	
	Yes	27	78.6		
	Total	27	78.6		
	Top Box				99
	Office follow-up w test results	Never	0		11.7
Sometimes		0	4.9		
Usually		1	11.4		
Always		4	72.0		
Total		5	72.0		
Top Box			70		
Provider have medical records	No	5	7.0	'Yes' 	
	Yes	21	93.0		
	Total	26	93.0		
	Top Box				7

Your Top Box percentage

National Sites

MEDICAL PRACTICE REPORT

CAHPS Summary Information - Provider ID: Russo, Vojislava C

Global DOMAIN Question	n	%	All Sites N = 14854	% Top Box
Health team ask about Rx meds				'Always'
Never	3	20.0	9.6	40.0
Sometimes	3	20.0	15.4	53.5
Usually	3	20.0	21.6	
Always	6	40.0	53.5	
Total	15			
			Top Box	
			%ile rank	11

Your Top Box percentage

National Sites

03/08/2015 13:30:04 EST













All data including past trended data are benchmarked against the period ending 01/31/2015


For a list of filter and benchmark definitions, click here.


1-800-232-8032

MEDICAL PRACTICE REPORT

CAHPS Summary Information - Provider ID: Total

Global DOMAIN	Question	n	%	All Sites N = 14854	% Top Box
Global Rating Item	Overall Doctor Rating 0-10				'9-10'
		0	0	0.3	 70.0
		1	0	0.2	 83.7
		2	0	0.3	
		3	1	2.0	0.4
		4	0	0	0.4
		5	2	4.0	1.2
		6	2	4.0	1.0
		7	3	6.0	3.0
		8	7	14.0	9.5
		9-10	35	70.0	83.7
Total				50	
				Top Box	
				%ile rank	7
Global Rating Item	Recommend this provider office				'Yes, definitely'
	No	1	2.0	2.3	 76.0
	Yes, somewhat	11	22.0	7.7	 90.0
	Yes, definitely	38	76.0	90.0	
	Total	50			
				Top Box	
				%ile rank	4
PHYSICIAN COMM QUALITY					
	No		2.0	1.3	'Yes definitely'
	Yes somewhat		11.3	6.7	 86.7
	Yes definitely		86.7	92.0	 92.0
				Top Box	
				%ile rank	12
Global Rating Item	Provider expl in way you understand				'Yes, definitely'
	No	0	0	0.9	 92.0
	Yes, somewhat	4	8.0	6.2	 93.0
	Yes, definitely	46	92.0	93.0	
	Total	50			
				Top Box	
				%ile rank	32
Global Rating Item	Provider listen carefully to you				'Yes, definitely'
	No	0	0	1.0	 90.0
	Yes, somewhat	5	10.0	5.2	 93.8
	Yes, definitely	45	90.0	93.8	
	Total	50			
				Top Box	
				%ile rank	16
Screening Item					
	Talk with provider re prob/concern				
	Yes	40	80.0	87.6	
	No	10	20.0	12.4	
	Total	50			

 Your Top Box percentage

 National Sites

MEDICAL PRACTICE REPORT

CAHPS Summary Information - Provider ID: Total

Global DOMAIN Question	n	%	All Sites N = 14854	% Top Box	
Give easy to understand instruction	No	0	1.2	'Yes, definitely' 92.5 91.8	
	Yes, somewhat	3	7.0		
	Yes, definitely	37	92.5		
	Total	40	91.8		
	Top Box				%ile rank 48
Know important info medical history	No	5	2.5	'Yes, definitely' 71.4 86.3	
	Yes, somewhat	9	11.2		
	Yes, definitely	35	86.3		
	Total	49	86.3		
	Top Box				%ile rank 5
Show respect for what you say	No	0	0.9	'Yes, definitely' 88.0 95.1	
	Yes, somewhat	6	4.0		
	Yes, definitely	44	88.0		
	Total	50	95.1		
	Top Box				%ile rank 6
Spend enough time with you	No	1	1.5	'Yes, definitely' 86.0 92.0	
	Yes, somewhat	6	6.5		
	Yes, definitely	43	86.0		
	Total	50	92.0		
	Top Box				%ile rank 12
See provider w/n 15 min this visit	No	6	21.4	'Yes' 88.0 78.6	
	Yes	44	78.6		
	Total	50	78.6		
	Top Box				%ile rank 69
	Office follow-up w test results	Never	0		11.7
Sometimes		0	4.9		
Usually		1	11.4		
Always		8	72.0		
Total		9	72.0		
Top Box			%ile rank 91		
Provider have medical records	No	7	7.0	'Yes' 85.1 93.0	
	Yes	40	93.0		
	Total	47	93.0		
	Top Box				%ile rank 11

Your Top Box percentage

National Sites

MEDICAL PRACTICE REPORT

CAHPS Summary Information - Provider ID: Total

Global DOMAIN Question	n	%	All Sites N = 14854	% Top Box
Health team ask about Rx meds				'Always'
Never	4	18.2	9.6	36.4
Sometimes	4	18.2	15.4	53.5
Usually	6	27.3	21.6	
Always	8	36.4	53.5	
Total	22			
			Top Box	
			%ile rank	6

Your Top Box percentage

National Sites

MEDICAL PRACTICE COMMENT REPORT

There are no comments available for the requested report.

MEDICAL PRACTICE REPORT

Filter Definition

Filter	Choice(s)
Visit Date	From 09/01/2014 To 02/28/2015
Provider ID	Bach, Noelle E Baugh, James R Bekenstein, William L Eickhoff, Shannon E Huynh, Sandy L Jain, Ranjana Kasloff, Ilene Kaul, Reena S Kelly, Lawrence F Libby, Russell C O'Hara, Karen Unikel, Melody R Weinstein, Samuel Yun, Michelle M

Benchmarking Definition

Benchmarking Period	08/01/2014 To 01/31/2015
Distribution	Site

CAHPS Options

CMS View applied

MEDICAL PRACTICE REPORT

CAHPS Summary Information - Provider ID: Bach, Noelle E

Global DOMAIN Question	n	%	All Sites N = 14854	% Top Box
Global Rating Item Overall Doctor Rating 0-10				'9-10'
	0	0	0.3	64.0 83.7
	1	0	0.2	
	2	0	0.3	
	3	0	0.4	
	4	8.0	0.4	
	5	4.0	1.2	
	6	0	1.0	
	7	8.0	3.0	
	8	16.0	9.5	
	9-10	64.0	83.7	
	Total	25		
			Top Box	
			%ile rank	3
Global Rating Item Recommend this provider office				'Yes, definitely'
No	1	4.0	2.3	80.0 90.0
Yes, somewhat	4	16.0	7.7	
Yes, definitely	20	80.0	90.0	
Total	25			
			Top Box	
			%ile rank	8
PHYSICIAN COMM QUALITY				'Yes definitely'
No		3.4	1.3	81.6 92.0
Yes somewhat		14.9	6.7	
Yes definitely		81.6	92.0	
			Top Box	
			%ile rank	4
Provider expl in way you understand				'Yes, definitely'
No	1	4.0	0.9	84.0 93.0
Yes, somewhat	3	12.0	6.2	
Yes, definitely	21	84.0	93.0	
Total	25			
			Top Box	
			%ile rank	6
Provider listen carefully to you				'Yes, definitely'
No	0	0	1.0	88.0 93.8
Yes, somewhat	3	12.0	5.2	
Yes, definitely	22	88.0	93.8	
Total	25			
			Top Box	
			%ile rank	10
Screening Item Talk with provider re prob/concern				
Yes	22	88.0	87.6	
No	3	12.0	12.4	
Total	25			


Your Top Box percentage


National Sites

MEDICAL PRACTICE REPORT

CAHPS Summary Information - Provider ID: Bach, Noelle E

Global DOMAIN Question	n	%	All Sites N = 14854	% Top Box
Give easy to understand instruction	No	1	4.5	
	Yes, somewhat	3	13.6	
	Yes, definitely	18	81.8	
	Total	22		
				1.2
			7.0	91.8
			91.8	
			Top Box	
			%ile rank	5
Know important info medical history	No	3	12.0	
	Yes, somewhat	4	16.0	
	Yes, definitely	18	72.0	
	Total	25		
				2.5
			11.2	86.3
			86.3	
			Top Box	
			%ile rank	5
Show respect for what you say	No	0	0	
	Yes, somewhat	1	4.0	
	Yes, definitely	24	96.0	
	Total	25		
				0.9
			4.0	95.1
			95.1	
			Top Box	
			%ile rank	50
Spend enough time with you	No	0	0	
	Yes, somewhat	8	32.0	
	Yes, definitely	17	68.0	
	Total	25		
				1.5
			6.5	92.0
			92.0	
			Top Box	
			%ile rank	1
See provider w/n 15 min this visit	No	8	32.0	
	Yes	17	68.0	
	Total	25		
				21.4
			78.6	78.6
			78.6	
			Top Box	
			%ile rank	21
Office follow-up w test results	Never	0	0	
	Sometimes	2	28.6	
	Usually	3	42.9	
	Always	2	28.6	
	Total	7		
				11.7
			4.9	72.0
			11.4	
			72.0	
			Top Box	
			%ile rank	1
Provider have medical records	No	4	16.7	
	Yes	20	83.3	
	Total	24		
				7.0
			93.0	93.0
			93.0	
			Top Box	
			%ile rank	9

 Your Top Box percentage

 National Sites

MEDICAL PRACTICE REPORT

CAHPS Summary Information - Provider ID: Bach, Noelle E











Global DOMAIN Question	n	%	All Sites N = 14854	% Top Box
Health team ask about Rx meds				'Always'
Never	1	11.1	9.6	77.8
Sometimes	0	0	15.4	53.5
Usually	1	11.1	21.6	
Always	7	77.8	53.5	
Total	9			
			Top Box	
			%ile rank	99


Your Top Box percentage


National Sites

MEDICAL PRACTICE REPORT

CAHPS Summary Information - Provider ID: Baugh, James R

Global DOMAIN	Question	n	%	All Sites N = 14854	% Top Box
Global Rating Item	Overall Doctor Rating 0-10				'9-10'
		0	0	0.3	
		1	0	0.2	
		2	0	0.3	
		3	0	0.4	
		4	0	0.4	
		5	0	1.2	
		6	0	1.0	
		7	0	3.0	
		8	0	9.5	
		9-10	21	83.7	
	Total	21			
				Top Box	
				%ile rank	99
Global Rating Item	Recommend this provider office				'Yes, definitely'
	No	0	0	2.3	
	Yes, somewhat	1	4.8	7.7	
	Yes, definitely	20	95.2	90.0	
	Total	21			
				Top Box	
				%ile rank	80
PHYSICIAN COMM QUALITY					'Yes definitely'
	No		1.6	1.3	
	Yes somewhat		1.6	6.7	
	Yes definitely		96.8	92.0	
				Top Box	
				%ile rank	89
Provider expl in way you understand					'Yes, definitely'
	No	0	0	0.9	
	Yes, somewhat	0	0	6.2	
	Yes, definitely	21	100	93.0	
	Total	21			
				Top Box	
				%ile rank	99
Provider listen carefully to you					'Yes, definitely'
	No	0	0	1.0	
	Yes, somewhat	0	0	5.2	
	Yes, definitely	21	100	93.8	
	Total	21			
				Top Box	
				%ile rank	99
Screening Item	Talk with provider re prob/concern				
	Yes	20	95.2	87.6	
	No	1	4.8	12.4	
	Total	21			

 Your Top Box percentage

 National Sites

MEDICAL PRACTICE REPORT

CAHPS Summary Information - Provider ID: Baugh, James R

Global DOMAIN Question	n	%	All Sites N = 14854	% Top Box
Give easy to understand instruction	No	0	1.2	'Yes, definitely'
	Yes, somewhat	0	7.0	
	Yes, definitely	20	91.8	
	Total	20		
	Top Box			
Know important info medical history	No	1	2.5	'Yes, definitely'
	Yes, somewhat	0	11.2	
	Yes, definitely	20	86.3	
	Total	21		
	Top Box			
Show respect for what you say	No	0	0.9	'Yes, definitely'
	Yes, somewhat	0	4.0	
	Yes, definitely	21	95.1	
	Total	21		
	Top Box			
Spend enough time with you	No	1	1.5	'Yes, definitely'
	Yes, somewhat	2	6.5	
	Yes, definitely	18	92.0	
	Total	21		
	Top Box			
See provider w/n 15 min this visit	No	6	21.4	'Yes'
	Yes	15	78.6	
	Total	21		
	Top Box			
Office follow-up w test results	Never	0	11.7	'Always'
	Sometimes	0	4.9	
	Usually	1	11.4	
	Always	3	72.0	
	Total	4		
	Top Box			
Provider have medical records	No	2	7.0	'Yes'
	Yes	19	93.0	
	Total	21		
	Top Box			

Your Top Box percentage

National Sites

MEDICAL PRACTICE REPORT

CAHPS Summary Information - Provider ID: Baugh, James R











Global DOMAIN Question	n	%	All Sites N = 14854	% Top Box
Health team ask about Rx meds				'Always'
Never	1	10.0	9.6	70.0
Sometimes	2	20.0	15.4	53.5
Usually	0	0	21.6	
Always	7	70.0	53.5	
Total	10			
			Top Box	
			%ile rank	94


Your Top Box percentage


National Sites

MEDICAL PRACTICE REPORT

CAHPS Summary Information - Provider ID: Bekenstein, William L

Global DOMAIN	Question	n	%	All Sites N = 14854	% Top Box	
Global Rating Item	Overall Doctor Rating 0-10				'9-10'	
		0	0	0.3	 42.9	
		1	0	0.2	 83.7	
		2	0	0.3		
		3	0	0.4		
		4	0	0.4		
		5	0	1.2		
		6	1	14.3	1.0	
		7	0	3.0		
		8	3	42.9	9.5	
	9-10	3	42.9	83.7		
	Total	7				
				Top Box		
				%ile rank	1	
Global Rating Item	Recommend this provider office				'Yes, definitely'	
	No	0	0	2.3	 71.4	
	Yes, somewhat	2	28.6	7.7	 90.0	
	Yes, definitely	5	71.4	90.0		
	Total	7				
				Top Box		
				%ile rank	2	
PHYSICIAN COMM QUALITY						
	No		2.4	1.3	'Yes definitely'	
	Yes somewhat		11.9	6.7	 85.7	
	Yes definitely		85.7	92.0	 92.0	
				Top Box		
				%ile rank	9	
Provider expl in way you understand						
	No	0	0	0.9	'Yes, definitely'	
	Yes, somewhat	0	0	6.2	 100	
	Yes, definitely	7	100	93.0	 93.0	
	Total	7				
				Top Box		
				%ile rank	99	
Provider listen carefully to you						
	No	0	0	1.0	'Yes, definitely'	
	Yes, somewhat	1	14.3	5.2	 85.7	
	Yes, definitely	6	85.7	93.8	 93.8	
	Total	7				
				Top Box		
				%ile rank	6	
Screening Item						
Talk with provider re prob/concern						
	Yes	7	100	87.6		
	No	0	0	12.4		
	Total	7				

 Your Top Box percentage

 National Sites

MEDICAL PRACTICE REPORT

CAHPS Summary Information - Provider ID: Bekenstein, William L

Global DOMAIN Question	n	%	All Sites N = 14854	% Top Box
Give easy to understand instruction	No	0	1.2	'Yes, definitely'
	Yes, somewhat	0	7.0	
	Yes, definitely	7	91.8	
	Total	7		
	Top Box			
Know important info medical history	No	14.3	2.5	'Yes, definitely'
	Yes, somewhat	2	11.2	
	Yes, definitely	4	86.3	
	Total	7		
	Top Box			
Show respect for what you say	No	0	0.9	'Yes, definitely'
	Yes, somewhat	1	4.0	
	Yes, definitely	6	95.1	
	Total	7		
	Top Box			
Spend enough time with you	No	0	1.5	'Yes, definitely'
	Yes, somewhat	1	6.5	
	Yes, definitely	6	92.0	
	Total	7		
	Top Box			
See provider w/n 15 min this visit	No	28.6	21.4	'Yes'
	Yes	5	78.6	
	Total	7		
	Top Box			
Office follow-up w test results	Never	0	11.7	'Always'
	Sometimes	0	4.9	
	Usually	0	11.4	
	Always	1	72.0	
	Total	1		
	Top Box			
Provider have medical records	No	14.3	7.0	'Yes'
	Yes	6	93.0	
	Total	7		
	Top Box			

Your Top Box percentage

National Sites

MEDICAL PRACTICE REPORT

CAHPS Summary Information - Provider ID: Bekenstein, William L






Global DOMAIN Question	n	%	All Sites N = 14854	% Top Box
Health team ask about Rx meds				'Always'
Never	0	0	9.6	66.7
Sometimes	0	0	15.4	53.5
Usually	1	33.3	21.6	
Always	2	66.7	53.5	
Total	3			
			Top Box	
			%ile rank	89


Your Top Box percentage


National Sites

MEDICAL PRACTICE REPORT

CAHPS Summary Information - Provider ID: Eickhoff, Shannon E

Global DOMAIN	Question	n	%	All Sites N = 14854	% Top Box
Global Rating Item	Overall Doctor Rating 0-10				'9-10'
		0	0	0.3	
		1	0	0.2	
		2	0	0.3	
		3	0	0.4	
		4	0	0.4	
		5	0	1.2	
		6	0	1.0	
		7	0	3.0	
		8	4	10.3	9.5
	9-10	35	89.7	83.7	
	Total	39			
				Top Box	
				%ile rank	76
Global Rating Item	Recommend this provider office				'Yes, definitely'
	No	1	2.6	2.3	
	Yes, somewhat	1	2.6	7.7	
	Yes, definitely	37	94.9	90.0	
	Total	39			
				Top Box	
				%ile rank	78
PHYSICIAN COMM QUALITY					
	No		0.4	1.3	'Yes definitely'
	Yes somewhat		3.8	6.7	
	Yes definitely		95.7	92.0	
				Top Box	
				%ile rank	80
Provider expl in way you understand	No	0	0	0.9	'Yes, definitely'
	Yes, somewhat	0	0	6.2	
	Yes, definitely	38	100	93.0	
	Total	38			
					Top Box
				%ile rank	99
Provider listen carefully to you	No	0	0	1.0	'Yes, definitely'
	Yes, somewhat	0	0	5.2	
	Yes, definitely	38	100	93.8	
	Total	38			
					Top Box
				%ile rank	99
Screening Item					
Talk with provider re prob/concern	Yes	38	100	87.6	
	No	0	0	12.4	
	Total	38			

 Your Top Box percentage

 National Sites

MEDICAL PRACTICE REPORT

CAHPS Summary Information - Provider ID: Eickhoff, Shannon E

Global DOMAIN Question	n	%	All Sites N = 14854	% Top Box	
Give easy to understand instruction	No	0	1.2	'Yes, definitely' 	
	Yes, somewhat	1	7.0		
	Yes, definitely	38	91.8		
	Total	39			
	Top Box				90
Know important info medical history	No	1	2.5	'Yes, definitely' 	
	Yes, somewhat	7	11.2		
	Yes, definitely	31	86.3		
	Total	39			
	Top Box				16
Show respect for what you say	No	0	0.9	'Yes, definitely' 	
	Yes, somewhat	0	4.0		
	Yes, definitely	39	95.1		
	Total	39			
	Top Box				99
Spend enough time with you	No	0	1.5	'Yes, definitely' 	
	Yes, somewhat	1	6.5		
	Yes, definitely	38	92.0		
	Total	39			
	Top Box				87
See provider w/n 15 min this visit	No	3	21.4	'Yes' 	
	Yes	35	78.6		
	Total	38			
	Top Box				83
	Office follow-up w test results	Never	3		11.7
Sometimes		1	4.9		
Usually		1	11.4		
Always		7	72.0		
Total		12			
Top Box			15		
Provider have medical records	No	0	7.0	'Yes' 	
	Yes	38	93.0		
	Total	38			
	Top Box				99

Your Top Box percentage

National Sites

MEDICAL PRACTICE REPORT

CAHPS Summary Information - Provider ID: Eickhoff, Shannon E











Global DOMAIN Question	n	%	All Sites N = 14854	% Top Box
Health team ask about Rx meds				'Always'
Never	2	15.4	9.6	38.5
Sometimes	2	15.4	15.4	
Usually	4	30.8	21.6	
Always	5	38.5	53.5	
Total	13			
			Top Box	
			%ile rank	9


Your Top Box percentage


National Sites

MEDICAL PRACTICE REPORT

CAHPS Summary Information - Provider ID: Huynh, Sandy L

Global DOMAIN	Question	n	%	All Sites N = 14854	% Top Box
Global Rating Item	Overall Doctor Rating 0-10				'9-10'
		0	0	0.3	
		1	0	0.2	
		2	0	0.3	
		3	0	0.4	
		4	0	0.4	
		5	5.0	1.2	
		6	10.0	1.0	
		7	0	3.0	
		8	20.0	9.5	
		9-10	65.0	83.7	
	Total	20			
				Top Box	
				%ile rank	4
Global Rating Item	Recommend this provider office				'Yes, definitely'
	No	0	0	2.3	
	Yes, somewhat	3	15.0	7.7	
	Yes, definitely	17	85.0	90.0	
	Total	20			
				Top Box	
				%ile rank	17
PHYSICIAN COMM QUALITY					'Yes definitely'
	No		0.8	1.3	
	Yes somewhat		16.1	6.7	
	Yes definitely		83.1	92.0	
				Top Box	
				%ile rank	5
	Provider expl in way you understand				'Yes, definitely'
	No	0	0	0.9	
	Yes, somewhat	3	15.0	6.2	
	Yes, definitely	17	85.0	93.0	
	Total	20			
				Top Box	
				%ile rank	7
	Provider listen carefully to you				'Yes, definitely'
	No	0	0	1.0	
	Yes, somewhat	3	15.0	5.2	
	Yes, definitely	17	85.0	93.8	
	Total	20			
				Top Box	
				%ile rank	5
Screening Item	Talk with provider re prob/concern				
	Yes	17	85.0	87.6	
	No	3	15.0	12.4	
	Total	20			


 Your Top Box percentage


 National Sites

MEDICAL PRACTICE REPORT

CAHPS Summary Information - Provider ID: Huynh, Sandy L

Global DOMAIN Question	n	%	All Sites N = 14854	% Top Box
Give easy to understand instruction	No	0	1.2	'Yes, definitely' 94.1
	Yes, somewhat	1	7.0	
	Yes, definitely	16	91.8	91.8
	Total	17		
	Top Box %ile rank		63	
Know important info medical history	No	1	2.5	'Yes, definitely' 55.0
	Yes, somewhat	8	11.2	
	Yes, definitely	11	86.3	86.3
	Total	20		
	Top Box %ile rank		1	
Show respect for what you say	No	0	0.9	'Yes, definitely' 90.0
	Yes, somewhat	2	4.0	
	Yes, definitely	18	95.1	95.1
	Total	20		
	Top Box %ile rank		9	
Spend enough time with you	No	0	1.5	'Yes, definitely' 89.5
	Yes, somewhat	2	6.5	
	Yes, definitely	17	92.0	92.0
	Total	19		
	Top Box %ile rank		24	
See provider w/n 15 min this visit	No	0	21.4	'Yes' 100
	Yes	20	78.6	
	Total	20		78.6
	Top Box %ile rank		99	
	Office follow-up w test results	Never	1	11.7
Sometimes		0	4.9	
Usually		0	11.4	72.0
Always		0	72.0	
Total		1		
Top Box %ile rank			1	
Provider have medical records	No	0	7.0	'Yes' 100
	Yes	19	93.0	
	Total	19		93.0
	Top Box %ile rank		99	

 Your Top Box percentage

 National Sites

MEDICAL PRACTICE REPORT

CAHPS Summary Information - Provider ID: Huynh, Sandy L











Global DOMAIN Question	n	%	All Sites N = 14854	% Top Box
Health team ask about Rx meds				'Always'
Never	3	42.9	9.6	28.6
Sometimes	0	0	15.4	53.5
Usually	2	28.6	21.6	
Always	2	28.6	53.5	
Total	7			
			Top Box	
			%ile rank	2


Your Top Box percentage


National Sites

MEDICAL PRACTICE REPORT

CAHPS Summary Information - Provider ID: Jain, Ranjana

Global DOMAIN Question	n	%	All Sites N = 14854	% Top Box
Global Rating Item Overall Doctor Rating 0-10				'9-10'
	0	0	0.3	
	1	0	0.2	
	2	0	0.3	
	3	0	0.4	
	4	0	0.4	
	5	0	1.2	
	6	0	1.0	
	7	4.3	3.0	
	8	13.0	9.5	
	9-10	82.6	83.7	
	Total	23		
			Top Box	
			%ile rank	37
Global Rating Item Recommend this provider office				'Yes, definitely'
No	0	0	2.3	
Yes, somewhat	2	8.7	7.7	
Yes, definitely	21	91.3	90.0	
Total	23			
			Top Box	
			%ile rank	49
PHYSICIAN COMM QUALITY				
No	0	0	1.3	
Yes somewhat	8.8	8.8	6.7	
Yes definitely	91.2	91.2	92.0	
			Top Box	
			%ile rank	34
Provider expl in way you understand				'Yes, definitely'
No	0	0	0.9	
Yes, somewhat	1	4.3	6.2	
Yes, definitely	22	95.7	93.0	
Total	23			
			Top Box	
			%ile rank	68
Provider listen carefully to you				'Yes, definitely'
No	0	0	1.0	
Yes, somewhat	1	4.3	5.2	
Yes, definitely	22	95.7	93.8	
Total	23			
			Top Box	
			%ile rank	61
Screening Item				
Talk with provider re prob/concern				
Yes	21	91.3	87.6	
No	2	8.7	12.4	
Total	23			

 Your Top Box percentage

 National Sites

MEDICAL PRACTICE REPORT

CAHPS Summary Information - Provider ID: Jain, Ranjana



Global DOMAIN Question	n	%	All Sites N = 14854	% Top Box	
Give easy to understand instruction	No	0	1.2	'Yes, definitely' 	
	Yes, somewhat	2	7.0		
	Yes, definitely	19	91.8		
	Total	21			
	Top Box				
			%ile rank 31		
Know important info medical history	No	0	2.5	'Yes, definitely' 	
	Yes, somewhat	5	11.2		
	Yes, definitely	18	86.3		
	Total	23			
	Top Box				
			%ile rank 13		
Show respect for what you say	No	0	0.9	'Yes, definitely' 	
	Yes, somewhat	1	4.0		
	Yes, definitely	22	95.1		
	Total	23			
	Top Box				
			%ile rank 46		
Spend enough time with you	No	0	1.5	'Yes, definitely' 	
	Yes, somewhat	2	6.5		
	Yes, definitely	21	92.0		
	Total	23			
	Top Box				
			%ile rank 35		
See provider w/n 15 min this visit	No	7	21.4	'Yes' 	
	Yes	16	78.6		
	Total	23			
	Top Box				
					%ile rank 23
Office follow-up w test results	Never	0	11.7	'Always' 	
	Sometimes	1	4.9		
	Usually	0	11.4		
	Always	4	72.0		
	Total	5			
	Top Box				
			%ile rank 70		
Provider have medical records	No	0	7.0	'Yes' 	
	Yes	23	93.0		
	Total	23			
	Top Box				
			%ile rank 99		


Your Top Box percentage


National Sites

MEDICAL PRACTICE REPORT

CAHPS Summary Information - Provider ID: Jain, Ranjana











Global DOMAIN Question	n	%	All Sites N = 14854	% Top Box
Health team ask about Rx meds				'Always'
Never	2	22.2	9.6	 44.4
Sometimes	3	33.3	15.4	 53.5
Usually	0	0	21.6	
Always	4	44.4	53.5	
Total	9			
			Top Box	
			%ile rank	19


 Your Top Box percentage


 National Sites

MEDICAL PRACTICE REPORT

CAHPS Summary Information - Provider ID: Kasloff, Ilene

Global DOMAIN	Question	n	%	All Sites N = 14854	% Top Box
Global Rating Item	Overall Doctor Rating 0-10				'9-10'
		0	0	0.3	
		1	0	0.2	
		2	0	0.3	
		3	0	0.4	
		4	7.7	0.4	
		5	7.7	1.2	
		6	7.7	1.0	
		7	0	3.0	
		8	15.4	9.5	
		9-10	8	83.7	
	Total	13			
				Top Box	
				%ile rank	2
Global Rating Item	Recommend this provider office				'Yes, definitely'
	No	2	15.4	2.3	
	Yes, somewhat	2	15.4	7.7	
	Yes, definitely	9	69.2	90.0	
	Total	13			
				Top Box	
				%ile rank	2
PHYSICIAN COMM QUALITY					'Yes definitely'
	No		3.8	1.3	
	Yes somewhat		19.2	6.7	
	Yes definitely		76.9	92.0	
				Top Box	
				%ile rank	2
Provider expl in way you understand					'Yes, definitely'
	No	0	0	0.9	
	Yes, somewhat	2	15.4	6.2	
	Yes, definitely	11	84.6	93.0	
	Total	13			
				Top Box	
				%ile rank	7
Provider listen carefully to you					'Yes, definitely'
	No	0	0	1.0	
	Yes, somewhat	3	23.1	5.2	
	Yes, definitely	10	76.9	93.8	
	Total	13			
				Top Box	
				%ile rank	1
Screening Item	Talk with provider re prob/concern				
	Yes	13	100	87.6	
	No	0	0	12.4	
	Total	13			

 Your Top Box percentage

 National Sites

MEDICAL PRACTICE REPORT

CAHPS Summary Information - Provider ID: Kasloff, Ilene

Global DOMAIN Question	n	%	All Sites N = 14854	% Top Box	
Give easy to understand instruction	No	1	7.7	1.2	'Yes, definitely'
	Yes, somewhat	2	15.4	7.0	
	Yes, definitely	10	76.9	91.8	
	Total	13			
				Top Box %ile rank	
Know important info medical history	No	1	7.7	2.5	'Yes, definitely'
	Yes, somewhat	3	23.1	11.2	
	Yes, definitely	9	69.2	86.3	
	Total	13			
				Top Box %ile rank	
Show respect for what you say	No	1	7.7	0.9	'Yes, definitely'
	Yes, somewhat	2	15.4	4.0	
	Yes, definitely	10	76.9	95.1	
	Total	13			
				Top Box %ile rank	
Spend enough time with you	No	0	0	1.5	'Yes, definitely'
	Yes, somewhat	3	23.1	6.5	
	Yes, definitely	10	76.9	92.0	
	Total	13			
				Top Box %ile rank	
See provider w/n 15 min this visit	No	6	46.2	21.4	'Yes'
	Yes	7	53.8	78.6	
	Total	13			
				Top Box %ile rank	
Office follow-up w test results	Never	0	0	11.7	'Always'
	Sometimes	0	0	4.9	
	Usually	0	0	11.4	
	Always	1	100	72.0	
	Total	1			
				Top Box %ile rank	
Provider have medical records	No	1	7.7	7.0	'Yes'
	Yes	12	92.3	93.0	
	Total	13			
				Top Box %ile rank	

Your Top Box percentage

National Sites

MEDICAL PRACTICE REPORT

CAHPS Summary Information - Provider ID: Kasloff, Ilene











Global DOMAIN Question	n	%	All Sites N = 14854	% Top Box
Health team ask about Rx meds				'Always'
Never	1	16.7	9.6	50.0
Sometimes	0	0	15.4	53.5
Usually	2	33.3	21.6	
Always	3	50.0	53.5	
Total	6			
			Top Box	
			%ile rank	35


Your Top Box percentage


National Sites

MEDICAL PRACTICE REPORT

CAHPS Summary Information - Provider ID: Kaul, Reena S

Global DOMAIN	Question	n	%	All Sites N = 14854	% Top Box
Global Rating Item	Overall Doctor Rating 0-10				'9-10'
		0	0	0.3	
		1	0	0.2	
		2	0	0.3	
		3	0	0.4	
		4	1	4.2	0.4
		5	1	4.2	1.2
		6	0	0	1.0
		7	2	8.3	3.0
		8	4	16.7	9.5
	9-10	16	66.7	83.7	
	Total	24			
				Top Box	
				%ile rank	4
Global Rating Item	Recommend this provider office				'Yes, definitely'
	No	2	8.3	2.3	
	Yes, somewhat	3	12.5	7.7	
	Yes, definitely	19	79.2	90.0	
	Total	24			
				Top Box	
				%ile rank	7
PHYSICIAN COMM QUALITY					
	No		2.8	1.3	'Yes definitely'
	Yes somewhat		17.5	6.7	
	Yes definitely		79.7	92.0	
				Top Box	
				%ile rank	3
Provider expl in way you understand	No	1	4.2	0.9	'Yes, definitely'
	Yes, somewhat	2	8.3	6.2	
	Yes, definitely	21	87.5	93.0	
	Total	24			
				Top Box	
				%ile rank	12
Provider listen carefully to you	No	0	0	1.0	'Yes, definitely'
	Yes, somewhat	4	16.7	5.2	
	Yes, definitely	20	83.3	93.8	
	Total	24			
				Top Box	
				%ile rank	4
Screening Item					
Talk with provider re prob/concern	Yes	23	95.8	87.6	
	No	1	4.2	12.4	
	Total	24			


 Your Top Box percentage


 National Sites

MEDICAL PRACTICE REPORT

CAHPS Summary Information - Provider ID: Kaul, Reena S

Global DOMAIN Question	n	%	All Sites N = 14854	% Top Box
Give easy to understand instruction	No	1	4.3	1.2
	Yes, somewhat	3	13.0	7.0
	Yes, definitely	19	82.6	91.8
	Total	23		
	Top Box %ile rank			6
Know important info medical history	No	1	4.2	2.5
	Yes, somewhat	9	37.5	11.2
	Yes, definitely	14	58.3	86.3
	Total	24		
	Top Box %ile rank			1
Show respect for what you say	No	0	0	0.9
	Yes, somewhat	4	16.7	4.0
	Yes, definitely	20	83.3	95.1
	Total	24		
	Top Box %ile rank			2
Spend enough time with you	No	1	4.2	1.5
	Yes, somewhat	3	12.5	6.5
	Yes, definitely	20	83.3	92.0
	Total	24		
	Top Box %ile rank			8
See provider w/n 15 min this visit	No	4	16.7	21.4
	Yes	20	83.3	78.6
	Total	24		
	Top Box %ile rank			55
	Office follow-up w test results	Never	0	0
Sometimes		1	14.3	4.9
Usually		2	28.6	11.4
Always		4	57.1	72.0
Total		7		
Top Box %ile rank				13
Provider have medical records	No	2	8.3	7.0
	Yes	22	91.7	93.0
	Total	24		
	Top Box %ile rank			30

 Your Top Box percentage

 National Sites

MEDICAL PRACTICE REPORT

CAHPS Summary Information - Provider ID: Kaul, Reena S











Global DOMAIN Question	n	%	All Sites N = 14854	% Top Box
Health team ask about Rx meds				'Always'
Never	2	16.7	9.6	33.3
Sometimes	2	16.7	15.4	53.5
Usually	4	33.3	21.6	
Always	4	33.3	53.5	
Total	12			
			Top Box	
			%ile rank	4


Your Top Box percentage


National Sites

MEDICAL PRACTICE REPORT

CAHPS Summary Information - Provider ID: Kelly, Lawrence F

Global DOMAIN	Question	n	%	All Sites N = 14854	% Top Box
Global Rating Item	Overall Doctor Rating 0-10				'9-10'
		0	0	0.3	 71.1
		1	0	0.2	 83.7
		2	2	5.3	
		3	0	0.4	
		4	0	0.4	
		5	1	2.6	
		6	1	2.6	
		7	1	2.6	
		8	6	15.8	
	9-10	27	71.1	83.7	
	Total	38			
				Top Box	
				%ile rank	8
Global Rating Item	Recommend this provider office				'Yes, definitely'
	No	2	5.3	2.3	 86.8
	Yes, somewhat	3	7.9	7.7	 90.0
	Yes, definitely	33	86.8	90.0	
	Total	38			
				Top Box	
				%ile rank	23
PHYSICIAN COMM QUALITY					
	No		4.9	1.3	'Yes definitely'
	Yes somewhat		11.2	6.7	 83.9
	Yes definitely		83.9	92.0	 92.0
				Top Box	
				%ile rank	6
Provider expl in way you understand					
	No	1	2.6	0.9	'Yes, definitely'
	Yes, somewhat	2	5.3	6.2	 92.1
	Yes, definitely	35	92.1	93.0	 93.0
	Total	38			
				Top Box	
				%ile rank	32
Provider listen carefully to you					
	No	1	2.6	1.0	'Yes, definitely'
	Yes, somewhat	4	10.5	5.2	 86.8
	Yes, definitely	33	86.8	93.8	 93.8
	Total	38			
				Top Box	
				%ile rank	8
Screening Item					
Talk with provider re prob/concern					
	Yes	33	86.8	87.6	
	No	5	13.2	12.4	
	Total	38			


 Your Top Box percentage


 National Sites

MEDICAL PRACTICE REPORT

CAHPS Summary Information - Provider ID: Kelly, Lawrence F

Global DOMAIN Question	n	%	All Sites N = 14854	% Top Box
Give easy to understand instruction	No	1	3.0	1.2
	Yes, somewhat	2	6.1	7.0
	Yes, definitely	30	90.9	91.8
	Total	33		
	Top Box %ile rank			34
Know important info medical history	No	5	13.2	2.5
	Yes, somewhat	9	23.7	11.2
	Yes, definitely	24	63.2	86.3
	Total	38		
	Top Box %ile rank			1
Show respect for what you say	No	1	2.6	0.9
	Yes, somewhat	3	7.9	4.0
	Yes, definitely	34	89.5	95.1
	Total	38		
	Top Box %ile rank			8
Spend enough time with you	No	2	5.4	1.5
	Yes, somewhat	5	13.5	6.5
	Yes, definitely	30	81.1	92.0
	Total	37		
	Top Box %ile rank			5
See provider w/n 15 min this visit	No	6	15.8	21.4
	Yes	32	84.2	78.6
	Total	38		
	Top Box %ile rank			57
	Office follow-up w test results	Never	2	22.2
Sometimes		0	0	4.9
Usually		0	0	11.4
Always		7	77.8	72.0
Total		9		
Top Box %ile rank				62
Provider have medical records	No	4	11.1	7.0
	Yes	32	88.9	93.0
	Total	36		
	Top Box %ile rank			19

 Your Top Box percentage

 National Sites

MEDICAL PRACTICE REPORT

CAHPS Summary Information - Provider ID: Kelly, Lawrence F











Global DOMAIN Question	n	%	All Sites N = 14854	% Top Box
Health team ask about Rx meds				'Always'
Never	3	18.8	9.6	31.2
Sometimes	5	31.2	15.4	53.5
Usually	3	18.8	21.6	
Always	5	31.2	53.5	
Total	16			
			Top Box	
			%ile rank	3


Your Top Box percentage


National Sites

MEDICAL PRACTICE REPORT

CAHPS Summary Information - Provider ID: Libby, Russell C

Global DOMAIN	Question	n	%	All Sites N = 14854	% Top Box	
Global Rating Item	Overall Doctor Rating 0-10				'9-10'	
		0	0	0.3		
		1	0	0.2		
		2	0	0.3		
		3	0	0.4		
		4	0	0.4		
		5	0	1.2		
		6	0	1.0		
		7	1	20.0	3.0	
		8	1	20.0	9.5	
	9-10	3	60.0	83.7		
	Total	5				
				Top Box		
				%ile rank	2	
Global Rating Item	Recommend this provider office				'Yes, definitely'	
	No	0	0	2.3		
	Yes, somewhat	0	0	7.7		
	Yes, definitely	4	100	90.0		
	Total	4				
				Top Box		
				%ile rank	99	
PHYSICIAN COMM QUALITY						
	No	0	0	1.3	'Yes definitely'	
	Yes somewhat	24.2	24.2	6.7		
	Yes definitely	75.8	75.8	92.0		
				Top Box		
				%ile rank	1	
Global Rating Item	Provider expl in way you understand				'Yes, definitely'	
	No	0	0	0.9		
	Yes, somewhat	1	20.0	6.2		
	Yes, definitely	4	80.0	93.0		
	Total	5				
				Top Box		
				%ile rank	3	
Global Rating Item	Provider listen carefully to you				'Yes, definitely'	
	No	0	0	1.0		
	Yes, somewhat	1	20.0	5.2		
	Yes, definitely	4	80.0	93.8		
	Total	5				
				Top Box		
				%ile rank	2	
Screening Item						
Talk with provider re prob/concern						
	Yes	4	80.0	87.6		
	No	1	20.0	12.4		
	Total	5				


 Your Top Box percentage


 National Sites

MEDICAL PRACTICE REPORT

CAHPS Summary Information - Provider ID: Libby, Russell C

Global DOMAIN Question	n	%	All Sites N = 14854	% Top Box
Give easy to understand instruction	No	0	1.2	'Yes, definitely' 75.0
	Yes, somewhat	1	7.0	
	Yes, definitely	3	91.8	91.8
	Total	4		
				Top Box %ile rank 1
Know important info medical history	No	0	2.5	'Yes, definitely' 60.0
	Yes, somewhat	2	11.2	
	Yes, definitely	3	86.3	86.3
	Total	5		
				Top Box %ile rank 1
Show respect for what you say	No	0	0.9	'Yes, definitely' 80.0
	Yes, somewhat	1	4.0	
	Yes, definitely	4	95.1	95.1
	Total	5		
				Top Box %ile rank 1
Spend enough time with you	No	0	1.5	'Yes, definitely' 80.0
	Yes, somewhat	1	6.5	
	Yes, definitely	4	92.0	92.0
	Total	5		
				Top Box %ile rank 4
See provider w/n 15 min this visit	No	0	21.4	'Yes' 100
	Yes	5	78.6	
	Total	5		78.6
				Top Box %ile rank 99
Office follow-up w test results	Never	0	11.7	'Always' N/A
	Sometimes	0	4.9	
	Usually	0	11.4	72.0
	Always	0	72.0	
	Total	0		
				Top Box %ile rank N/A
Provider have medical records	No	0	7.0	'Yes' 100
	Yes	4	93.0	
	Total	4		93.0
				Top Box %ile rank 99

 Your Top Box percentage

 National Sites

MEDICAL PRACTICE REPORT

CAHPS Summary Information - Provider ID: Libby, Russell C









Global DOMAIN Question	n	%	All Sites N = 14854	% Top Box
Health team ask about Rx meds				'Always'
Never	0	0	9.6	50.0
Sometimes	0	0	15.4	53.5
Usually	1	50.0	21.6	
Always	1	50.0	53.5	
Total	2			
			Top Box	
			%ile rank	35


Your Top Box percentage


National Sites

MEDICAL PRACTICE REPORT

CAHPS Summary Information - Provider ID: O'Hara, Karen

Global DOMAIN	Question	n	%	All Sites N = 14854	% Top Box
Global Rating Item	Overall Doctor Rating 0-10				'9-10'
		0	0	0.3	0
		1	0	0.2	 83.7
		2	0	0.3	
		3	0	0.4	
		4	0	0.4	
		5	0	1.2	
		6	0	1.0	
		7	0	3.0	
		8	1	9.5	
	9-10	0	0	83.7	
	Total	1			
				Top Box	
				%ile rank	1
Global Rating Item	Recommend this provider office				'Yes, definitely'
	No	0	0	2.3	 100
	Yes, somewhat	0	0	7.7	 90.0
	Yes, definitely	1	100	90.0	
	Total	1			
				Top Box	
				%ile rank	99
PHYSICIAN COMM QUALITY					
	No	0	0	1.3	'Yes definitely'
	Yes somewhat	60.0	60.0	6.7	 40.0
	Yes definitely	40.0	40.0	92.0	 92.0
				Top Box	
				%ile rank	1
Provider expl in way you understand	No	0	0	0.9	'Yes, definitely'
	Yes, somewhat	0	0	6.2	 100
	Yes, definitely	1	100	93.0	 93.0
	Total	1			
					Top Box
				%ile rank	99
Provider listen carefully to you	No	0	0	1.0	'Yes, definitely'
	Yes, somewhat	1	100	5.2	0
	Yes, definitely	0	0	93.8	 93.8
	Total	1			
					Top Box
				%ile rank	1
Screening Item					
Talk with provider re prob/concern					
	Yes	0	0	87.6	
	No	1	100	12.4	
	Total	1			

 Your Top Box percentage

 National Sites

MEDICAL PRACTICE REPORT

CAHPS Summary Information - Provider ID: O'Hara, Karen

Global DOMAIN Question	n	%	All Sites N = 14854	% Top Box
Give easy to understand instruction	No	0	1.2	'Yes, definitely'
	Yes, somewhat	0	7.0	N/A
	Yes, definitely	0	91.8	
	Total	0		91.8
				Top Box
			%ile rank	N/A
Know important info medical history	No	0	2.5	'Yes, definitely'
	Yes, somewhat	0	11.2	
	Yes, definitely	1	86.3	
	Total	1		100
				Top Box
			%ile rank	99
Show respect for what you say	No	0	0.9	'Yes, definitely'
	Yes, somewhat	1	4.0	0
	Yes, definitely	0	95.1	
	Total	1		95.1
				Top Box
			%ile rank	1
Spend enough time with you	No	0	1.5	'Yes, definitely'
	Yes, somewhat	1	6.5	0
	Yes, definitely	0	92.0	
	Total	1		92.0
				Top Box
			%ile rank	1
See provider w/n 15 min this visit	No	1	21.4	'Yes'
	Yes	0	78.6	0
	Total	1		
				78.6
				Top Box
			%ile rank	1
Office follow-up w test results	Never	0	11.7	'Always'
	Sometimes	0	4.9	N/A
	Usually	0	11.4	
	Always	0	72.0	
	Total	0		72.0
				Top Box
			%ile rank	N/A
Provider have medical records	No	0	7.0	'Yes'
	Yes	1	93.0	
	Total	1		
				93.0
			Top Box	
			%ile rank	99

Your Top Box percentage

National Sites

MEDICAL PRACTICE REPORT

CAHPS Summary Information - Provider ID: O'Hara, Karen











Global DOMAIN Question	n	%	All Sites N = 14854	% Top Box
Health team ask about Rx meds				'Always'
Never	0	N/A	9.6	N/A
Sometimes	0	N/A	15.4	
Usually	0	N/A	21.6	53.5
Always	0	N/A	53.5	
Total	0			
			Top Box	
			%ile rank	N/A


Your Top Box percentage


National Sites

MEDICAL PRACTICE REPORT

CAHPS Summary Information - Provider ID: Unikel, Melody R

Global DOMAIN	Question	n	%	All Sites N = 14854	% Top Box
Global Rating Item	Overall Doctor Rating 0-10				'9-10'
		0	0	0.3	
		1	0	0.2	
		2	0	0.3	
		3	0	0.4	
		4	0	0.4	
		5	0	1.2	
		6	0	1.0	
		7	0	3.0	
		8	1	20.0	9.5
	9-10	4	80.0	83.7	
	Total	5			
				Top Box	
				%ile rank	26
Global Rating Item	Recommend this provider office				'Yes, definitely'
	No	0	0	2.3	
	Yes, somewhat	0	0	7.7	
	Yes, definitely	5	100	90.0	
	Total	5			
				Top Box	
				%ile rank	99
PHYSICIAN COMM QUALITY					
	No	0	0	1.3	'Yes definitely'
	Yes somewhat	3	3.3	6.7	
	Yes definitely	5	96.7	92.0	
				Top Box	
				%ile rank	88
Global Rating Item	Provider expl in way you understand				'Yes, definitely'
	No	0	0	0.9	
	Yes, somewhat	0	0	6.2	
	Yes, definitely	5	100	93.0	
	Total	5			
				Top Box	
				%ile rank	99
Global Rating Item	Provider listen carefully to you				'Yes, definitely'
	No	0	0	1.0	
	Yes, somewhat	0	0	5.2	
	Yes, definitely	5	100	93.8	
	Total	5			
				Top Box	
				%ile rank	99
Screening Item					
	Talk with provider re prob/concern				
	Yes	4	80.0	87.6	
	No	1	20.0	12.4	
	Total	5			


 Your Top Box percentage


 National Sites

MEDICAL PRACTICE REPORT

CAHPS Summary Information - Provider ID: Unikel, Melody R

Global DOMAIN Question	n	%	All Sites N = 14854	% Top Box
Give easy to understand instruction	No	0	1.2	'Yes, definitely'
	Yes, somewhat	0	7.0	
	Yes, definitely	4	91.8	91.8
	Total	4		
				Top Box
			%ile rank	99
Know important info medical history	No	0	2.5	'Yes, definitely'
	Yes, somewhat	1	11.2	
	Yes, definitely	4	86.3	86.3
	Total	5		
				Top Box
			%ile rank	17
Show respect for what you say	No	0	0.9	'Yes, definitely'
	Yes, somewhat	0	4.0	
	Yes, definitely	5	95.1	95.1
	Total	5		
				Top Box
			%ile rank	99
Spend enough time with you	No	0	1.5	'Yes, definitely'
	Yes, somewhat	0	6.5	
	Yes, definitely	5	92.0	92.0
	Total	5		
				Top Box
			%ile rank	99
See provider w/n 15 min this visit	No	0	21.4	'Yes'
	Yes	5	78.6	
	Total	5		78.6
				Top Box
			%ile rank	99
Office follow-up w test results	Never	0	11.7	'Always'
	Sometimes	0	4.9	
	Usually	0	11.4	72.0
	Always	2	72.0	
	Total	2		
				Top Box
			%ile rank	99
Provider have medical records	No	0	7.0	'Yes'
	Yes	5	93.0	
	Total	5		93.0
				Top Box
			%ile rank	99

 Your Top Box percentage

 National Sites

MEDICAL PRACTICE REPORT

CAHPS Summary Information - Provider ID: Unikel, Melody R











Global DOMAIN Question	n	%	All Sites N = 14854	% Top Box
Health team ask about Rx meds				'Always'
Never	0	0	9.6	0
Sometimes	1	50.0	15.4	53.5
Usually	1	50.0	21.6	
Always	0	0	53.5	
Total	2			
			Top Box	
			%ile rank	1


Your Top Box percentage


National Sites

MEDICAL PRACTICE REPORT

CAHPS Summary Information - Provider ID: Yun, Michelle M

Global DOMAIN	Question	n	%	All Sites N = 14854	% Top Box
Global Rating Item	Overall Doctor Rating 0-10				'9-10'
		0	0	0.3	 70.0
		1	0	0.2	 83.7
		2	0	0.3	
		3	0	0.4	
		4	1	5.0	0.4
		5	0	0	1.2
		6	0	0	1.0
		7	0	0	3.0
		8	5	25.0	9.5
	9-10	14	70.0	83.7	
	Total	20			
				Top Box	
				%ile rank	7
Global Rating Item	Recommend this provider office				'Yes, definitely'
	No	0	0	2.3	 90.0
	Yes, somewhat	2	10.0	7.7	 90.0
	Yes, definitely	18	90.0	90.0	
	Total	20			
				Top Box	
				%ile rank	40
PHYSICIAN COMM QUALITY					
	No		1.7	1.3	'Yes definitely'
	Yes somewhat		7.7	6.7	 90.7
	Yes definitely		90.7	92.0	 92.0
				Top Box	
				%ile rank	30
Provider expl in way you understand	No	0	0	0.9	'Yes, definitely'
	Yes, somewhat	1	5.0	6.2	 95.0
	Yes, definitely	19	95.0	93.0	 93.0
	Total	20			
					Top Box
				%ile rank	60
Provider listen carefully to you	No	0	0	1.0	'Yes, definitely'
	Yes, somewhat	1	5.0	5.2	 95.0
	Yes, definitely	19	95.0	93.8	 93.8
	Total	20			
					Top Box
				%ile rank	53
Screening Item					
Talk with provider re prob/concern	Yes	18	90.0	87.6	
	No	2	10.0	12.4	
	Total	20			


 Your Top Box percentage


 National Sites

MEDICAL PRACTICE REPORT

CAHPS Summary Information - Provider ID: Yun, Michelle M

Global DOMAIN Question	n	%	All Sites N = 14854	% Top Box
Give easy to understand instruction	No	0	1.2	'Yes, definitely'
	Yes, somewhat	1	7.0	
	Yes, definitely	17	91.8	91.8
	Total	18		
	Top Box			66
Know important info medical history	No	2	2.5	'Yes, definitely'
	Yes, somewhat	3	11.2	
	Yes, definitely	15	86.3	86.3
	Total	20		
	Top Box			8
Show respect for what you say	No	0	0.9	'Yes, definitely'
	Yes, somewhat	1	4.0	
	Yes, definitely	19	95.1	95.1
	Total	20		
	Top Box			38
Spend enough time with you	No	0	1.5	'Yes, definitely'
	Yes, somewhat	2	6.5	
	Yes, definitely	17	92.0	92.0
	Total	19		
	Top Box			24
See provider w/n 15 min this visit	No	4	21.4	'Yes'
	Yes	16	78.6	
	Total	20		78.6
	Top Box			44
	Office follow-up w test results	Never	0	11.7
Sometimes		0	4.9	100
Usually		0	11.4	72.0
Always		4	72.0	
Total		4		
Top Box				99
Provider have medical records	No	2	7.0	'Yes'
	Yes	17	93.0	
	Total	19		93.0
	Top Box			20

 Your Top Box percentage

 National Sites

MEDICAL PRACTICE REPORT

CAHPS Summary Information - Provider ID: Yun, Michelle M






Global DOMAIN Question	n	%	All Sites N = 14854	% Top Box
Health team ask about Rx meds				'Always'
Never	1	14.3	9.6	57.1
Sometimes	0	0	15.4	53.5
Usually	2	28.6	21.6	
Always	4	57.1	53.5	
Total	7			
			Top Box	
			%ile rank	62


Your Top Box percentage


National Sites

MEDICAL PRACTICE REPORT

CAHPS Summary Information - Provider ID: Weinstein, Samuel

Global DOMAIN	Question	n	%	All Sites N = 14854	% Top Box	
Global Rating Item	Overall Doctor Rating 0-10				'9-10'	
		0	0	0.3		
		1	0	0.2		
		2	0	0.3		
		3	0	0.4		
		4	0	0.4		
		5	1	3.3	1.2	
		6	0	0	1.0	
		7	3	10.0	3.0	
		8	6	20.0	9.5	
		9-10	20	66.7	83.7	
	Total	30				
				Top Box		
				%ile rank	4	
Global Rating Item	Recommend this provider office				'Yes, definitely'	
	No	1	3.3	2.3		
	Yes, somewhat	4	13.3	7.7		
	Yes, definitely	25	83.3	90.0		
	Total	30				
				Top Box		
				%ile rank	13	
PHYSICIAN COMM QUALITY						
	No		1.7	1.3	'Yes definitely'	
	Yes somewhat		13.1	6.7		
	Yes definitely		85.2	92.0		
				Top Box		
				%ile rank	8	
Global Rating Item	Provider expl in way you understand				'Yes, definitely'	
	No	0	0	0.9		
	Yes, somewhat	3	10.0	6.2		
	Yes, definitely	27	90.0	93.0		
	Total	30				
				Top Box		
				%ile rank	20	
Global Rating Item	Provider listen carefully to you				'Yes, definitely'	
	No	0	0	1.0		
	Yes, somewhat	5	16.7	5.2		
	Yes, definitely	25	83.3	93.8		
	Total	30				
				Top Box		
				%ile rank	4	
Screening Item						
	Talk with provider re prob/concern					
	Yes	27	90.0	87.6		
	No	3	10.0	12.4		
	Total	30				

 Your Top Box percentage

 National Sites

MEDICAL PRACTICE REPORT

CAHPS Summary Information - Provider ID: Weinstein, Samuel

Global DOMAIN Question	n	%	All Sites N = 14854	% Top Box
Give easy to understand instruction	No	0	1.2	'Yes, definitely'
	Yes, somewhat	5	7.0	
	Yes, definitely	22	91.8	
	Total	27		
	Top Box			
			%ile rank 5	
Know important info medical history	No	2	2.5	'Yes, definitely'
	Yes, somewhat	4	11.2	
	Yes, definitely	24	86.3	
	Total	30		
	Top Box			
			%ile rank 17	
Show respect for what you say	No	0	0.9	'Yes, definitely'
	Yes, somewhat	4	4.0	
	Yes, definitely	26	95.1	
	Total	30		
	Top Box			
			%ile rank 4	
Spend enough time with you	No	1	1.5	'Yes, definitely'
	Yes, somewhat	2	6.5	
	Yes, definitely	27	92.0	
	Total	30		
	Top Box			
			%ile rank 27	
See provider w/n 15 min this visit	No	14	21.4	'Yes'
	Yes	16	78.6	
	Total	30		
	Top Box			
			%ile rank 7	
Office follow-up w test results	Never	0	11.7	'Always'
	Sometimes	0	4.9	
	Usually	2	11.4	
	Always	2	72.0	
	Total	4		
	Top Box			
			%ile rank 6	
Provider have medical records	No	2	7.0	'Yes'
	Yes	28	93.0	
	Total	30		
	Top Box			
			%ile rank 38	

Your Top Box percentage

National Sites

MEDICAL PRACTICE REPORT

CAHPS Summary Information - Provider ID: Weinstein, Samuel

Global DOMAIN Question	n	%	All Sites N = 14854	% Top Box
Health team ask about Rx meds				'Always'
Never	3	42.9	9.6	28.6
Sometimes	0	0	15.4	53.5
Usually	2	28.6	21.6	
Always	2	28.6	53.5	
Total	7			
			Top Box	
			%ile rank	2

Your Top Box percentage

National Sites

MEDICAL PRACTICE REPORT

CAHPS Summary Information - Provider ID: Total

Global DOMAIN Question	n	%	All Sites N = 14854	% Top Box
Global Rating Item Overall Doctor Rating 0-10				'9-10'
	0	0	0.3	73.4
	1	0	0.2	83.7
	2	0.7	0.3	
	3	0	0.4	
	4	1.8	0.4	
	5	2.2	1.2	
	6	1.8	1.0	
	7	3.7	3.0	
	8	16.2	9.5	
	9-10	199	83.7	
	Total	271		
			Top Box	
			%ile rank	11
Global Rating Item Recommend this provider office				'Yes, definitely'
No	9	3.3	2.3	86.7
Yes, somewhat	27	10.0	7.7	90.0
Yes, definitely	234	86.7	90.0	
Total	270			
			Top Box	
			%ile rank	23
PHYSICIAN COMM QUALITY				
No		2.1	1.3	'Yes definitely'
Yes somewhat		11.0	6.7	86.9
Yes definitely		86.9	92.0	92.0
			Top Box	
			%ile rank	12
Provider expl in way you understand				'Yes, definitely'
No	3	1.1	0.9	92.2
Yes, somewhat	18	6.7	6.2	93.0
Yes, definitely	249	92.2	93.0	
Total	270			
			Top Box	
			%ile rank	33
Provider listen carefully to you				'Yes, definitely'
No	1	0.4	1.0	89.6
Yes, somewhat	27	10.0	5.2	93.8
Yes, definitely	242	89.6	93.8	
Total	270			
			Top Box	
			%ile rank	14
Screening Item				
Talk with provider re prob/concern				
Yes	247	91.5	87.6	
No	23	8.5	12.4	
Total	270			

Your Top Box percentage

National Sites

MEDICAL PRACTICE REPORT

CAHPS Summary Information - Provider ID: Total

Global DOMAIN Question	n	%	All Sites N = 14854	% Top Box	
Give easy to understand instruction	No	4	1.6	'Yes, definitely' 89.9 91.8	
	Yes, somewhat	21	8.5		
	Yes, definitely	223	89.9		
	Total	248			
	Top Box				
			%ile rank	28	
Know important info medical history	No	18	6.6	'Yes, definitely' 72.3 86.3	
	Yes, somewhat	57	21.0		
	Yes, definitely	196	72.3		
	Total	271			
	Top Box				
			%ile rank	5	
Show respect for what you say	No	2	0.7	'Yes, definitely' 91.5 95.1	
	Yes, somewhat	21	7.7		
	Yes, definitely	248	91.5		
	Total	271			
	Top Box				
			%ile rank	14	
Spend enough time with you	No	5	1.9	'Yes, definitely' 85.8 92.0	
	Yes, somewhat	33	12.3		
	Yes, definitely	230	85.8		
	Total	268			
	Top Box				
			%ile rank	12	
See provider w/n 15 min this visit	No	61	22.6	'Yes' 77.4 78.6	
	Yes	209	77.4		
	Total	270			
	Top Box				
					%ile rank
Office follow-up w test results	Never	6	10.5	'Always' 64.9 72.0	
	Sometimes	5	8.8		
	Usually	9	15.8		
	Always	37	64.9		
	Total	57			
	Top Box				
			%ile rank	28	
Provider have medical records	No	18	6.8	'Yes' 93.2 93.0	
	Yes	246	93.2		
	Total	264			
	Top Box				
			%ile rank	37	

Your Top Box percentage

National Sites

MEDICAL PRACTICE REPORT

CAHPS Summary Information - Provider ID: Total

Global DOMAIN Question	n	%	All Sites N = 14854	% Top Box 'Always'
Health team ask about Rx meds				
Never	19	18.4	9.6	44.7
Sometimes	15	14.6	15.4	
Usually	23	22.3	21.6	
Always	46	44.7	53.5	
Total	103			
			Top Box	
			%ile rank	20

Your Top Box percentage

National Sites

MEDICAL PRACTICE COMMENT REPORT

There are no comments available for the requested report.